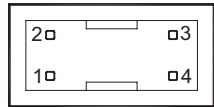
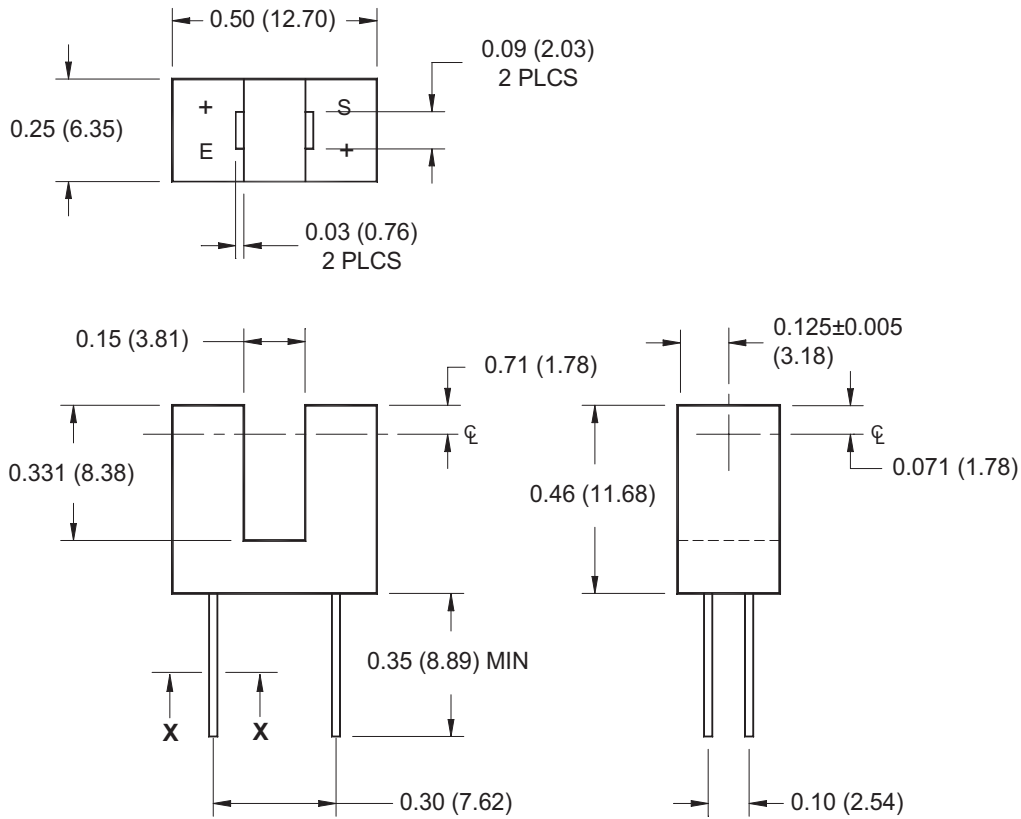


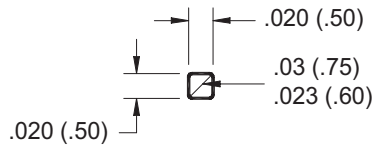
THIS DRAWING IS THE PROPERTY OF FAIRCHILD SEMICONDUCTOR CORPORATION. NO USE THEREOF SHALL BE MADE OTHER THAN AS A REFERENCE FOR PROPOSAL AS SUBMITTED TO FAIRCHILD SEMICONDUCTOR CORPORATION FOR JOBS TO BE EXECUTED IN CONFORMITY WITH SUCH PROPOSALS UNLESS THE CONSENT OF SAID FAIRCHILD SEMICONDUCTOR CORPORATION HAS PREVIOUSLY BEEN OBTAINED. NO PART OF THIS DRAWING SHALL BE COPIED OR DUPLICATED OR ITS CONTENTS DISCLOSED. THE INFORMATION CONTAINED ON THIS DRAWING IS CONFIDENTIAL AND PROPRIETARY.

REVISIONS

NO.	DESCRIPTION	DATE	NAME/SITE
A	ORIGINATION	04JUNE11	—



PIN 1 ANODE
 PIN 2 CATHODE
 PIN 3 COLLECTOR
 PIN 4 EMITTER



SECTION X-X

Notes:

1. Dimensions for all drawings are in inches (millimeters).
2. Tolerance of ± 0.010 (0.25) on all non-nominal dimensions unless otherwise specified.

APPROVALS	DATE				
DRAWN: D. LEISER	04JUNE2011				
CHECKED: JH. PARK					
APPROVED: T. HERNOULT		SLOTTED SWITCH			
					SCALE 1:1
		FORMERLY: N/A		SHEET: 1 OF 1	