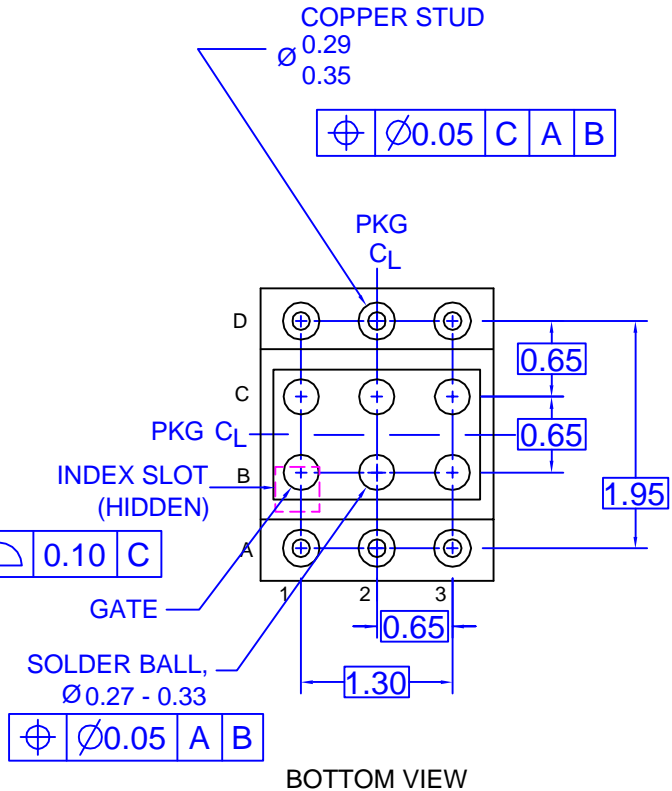
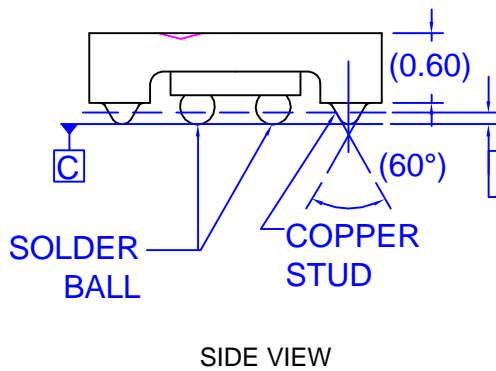
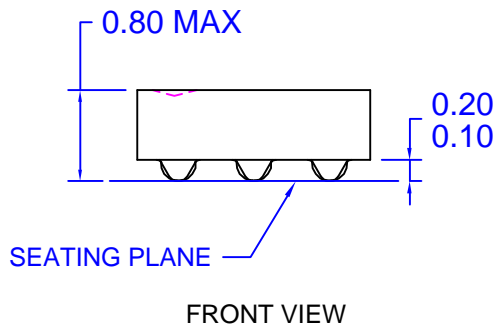
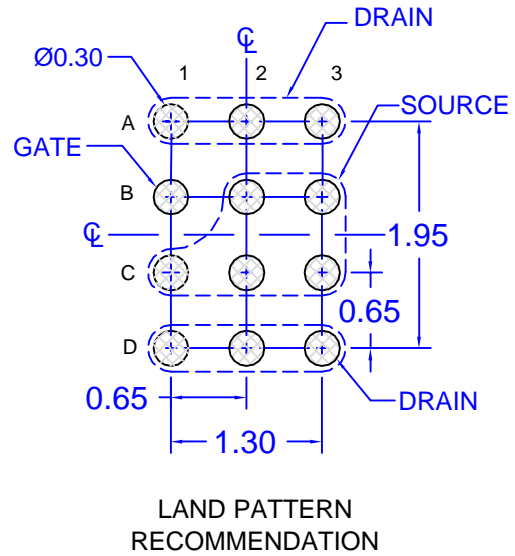
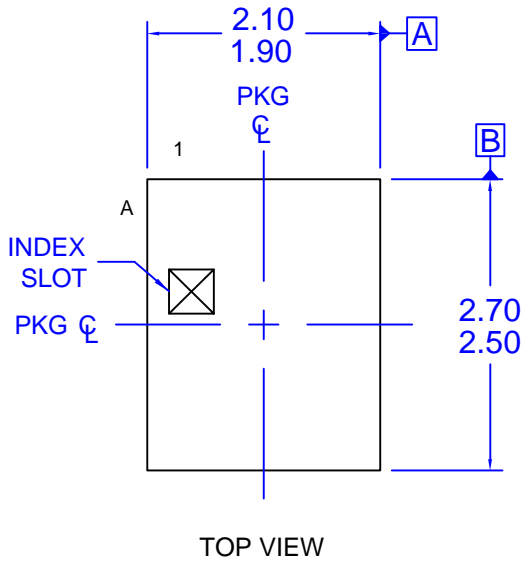


REVISIONS			
LTR	DESCRIPTION	DATE	BY/APPD
A	FIRST RELEASE	04APR2002	HTG
B	ADD PKG CENTER LINE, REM DATUM C AT BALL POS GEOM TOL; ADD PITCH DIM 1.95	08MAY2002	HTG
C	CHANGE BALL POS TOL FR 0.10 TO 0.05	11NOV2002	HTG
4	DWG RECREATED & UPDATED TO FSC-MKT-0001	10 AUG 07	L.HUEBENER



NOTES: UNLESS OTHERWISE SPECIFIED

- A) NO JEDEC REFERENCE AS OF JULY 1999.
- B) ALL DIMENSIONS ARE IN MILLIMETERS.
- C) CONFORMS TO ASME Y14.5M-1994.
- D) TERMINAL CONFIGURATION TABLE.
- E) DRAWING FILE NAME: BGA06CREV4.

POSITION	DESIGNATION	TYPE
A1,A2,A3, D1,D2,D3	DRAIN	COPPER STUD
B1	GATE	SOLDER BALL
B2,B3,C1,C2,C3	SOURCE	SOLDER BALL

APPROVALS	DATE	
DRAWN: L.HUEBENER	10 AUG 07	
CHECKED:		
APPROVED:		
		6BALL/6STUD, MOSFET BGA, 2x2.5MM BODY, DTLA
		SCALE: 1:1 SIZE: N/A DRAWING NUMBER: MKT-BGA06C FORMERLY: N/A
		REV: 4 SHEET: 1 OF 1