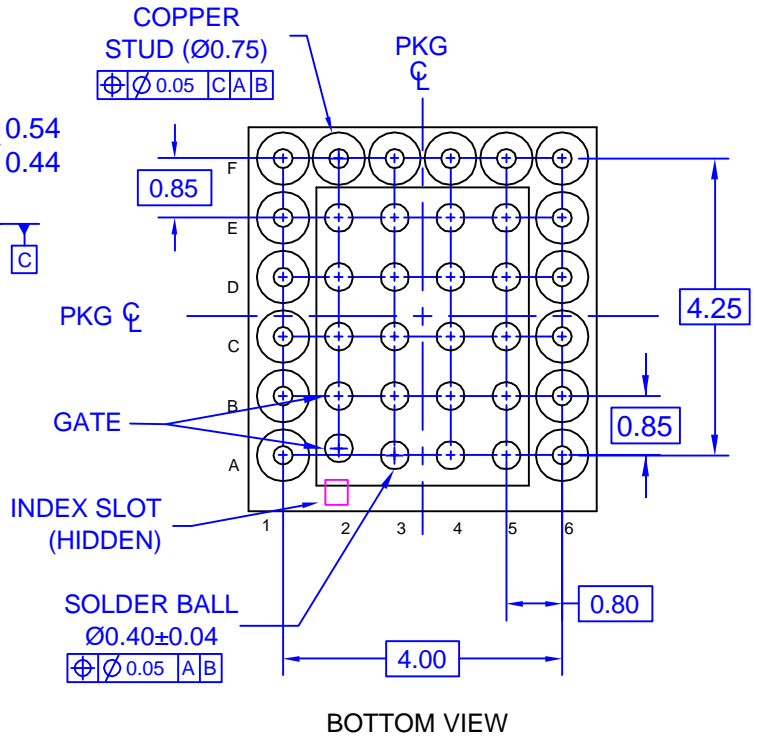
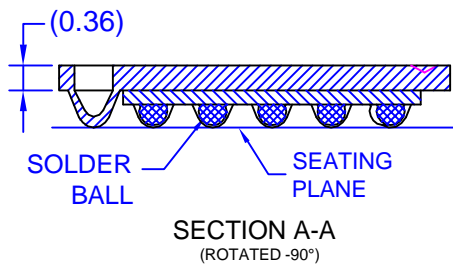
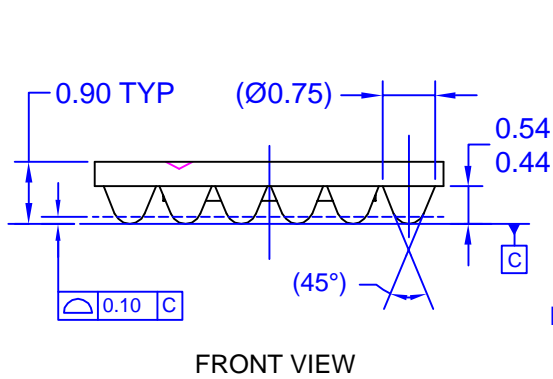
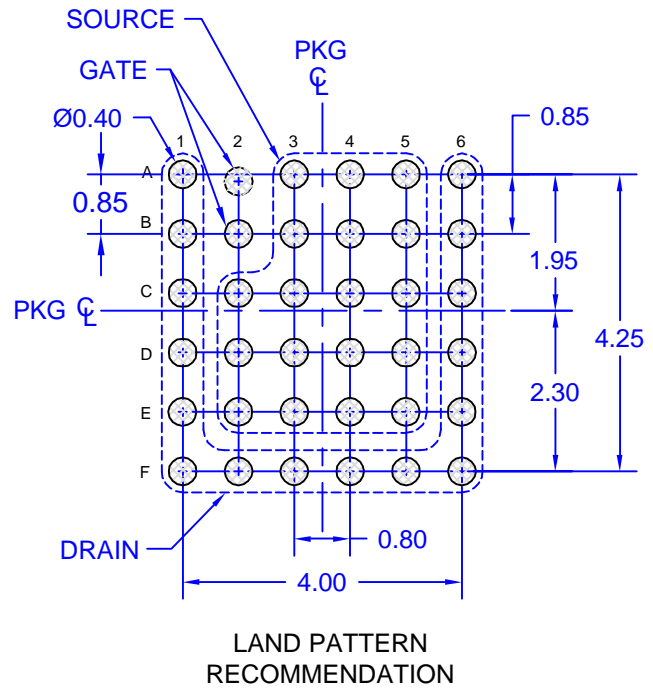
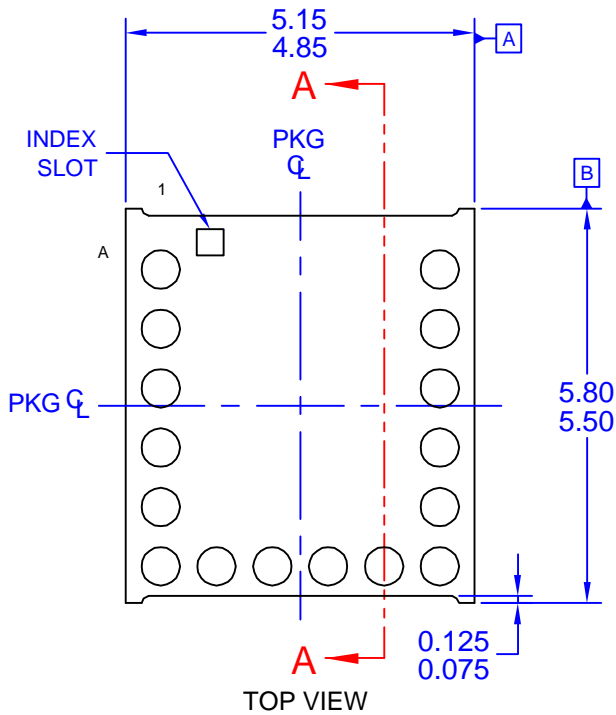


REVISIONS			
LTR	DESCRIPTION	DATE	BY/APPD
A	RELEASE TO DOCUMENT CONTROL	05JAN2006	EAC
Z	RECREATED DRAWING, UPDATED TO MKT-0001	21 AUG 07	L.HUEBENER



- NOTES: UNLESS OTHERWISE SPECIFIED
- A) NO JEDEC REGISTRATION AS OF JULY 1999.
 - B) ALL DIMENSIONS ARE IN MILLIMETERS.
 - C) DRAWING CONFORMS TO ASME Y14.5M-1994.
 - D) BALL CONFIGURATION TABLE
 - E) DRAWING FILE NAME: BGA20BREV2.

TERMINAL	DESIGNATION
A1, B1, C1, D1, E1, F1, F2, F3, F4, F5, F6, E6, D6, C6, B6, A6	DRAIN
A3, A4, A5, B3, B4, B5, C2, C3, C4, C5, D2, D3, D4, D5, E2, E3, E4, E5	SOURCE
A2, B2	GATE

APPROVALS		DATE	FAIRCHILD SEMICONDUCTOR™		
DRAWN:	L.HUEBENER	21 AUG 07	20BALL/16STUD, MOSFET BGA, 5X5.5MM BODY, DUAL GATE		
CHECKED:					
APPROVED:					
PROJECTION		SCALE	SIZE	DRAWING NUMBER	REV
		1:1	NA	MKT-BGA20B	2
		FORMERLY:	N/A	SHEET:	1 OF 1