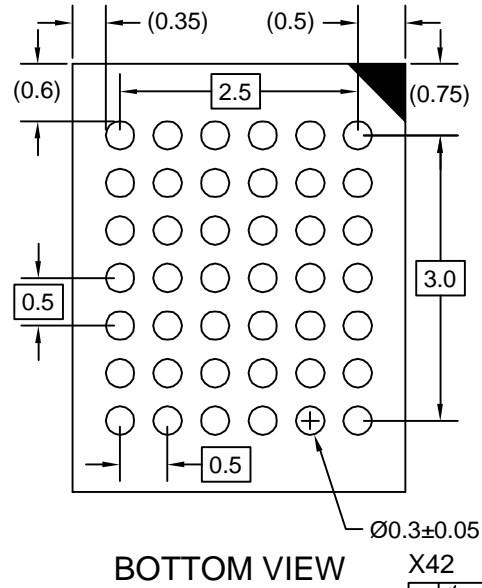
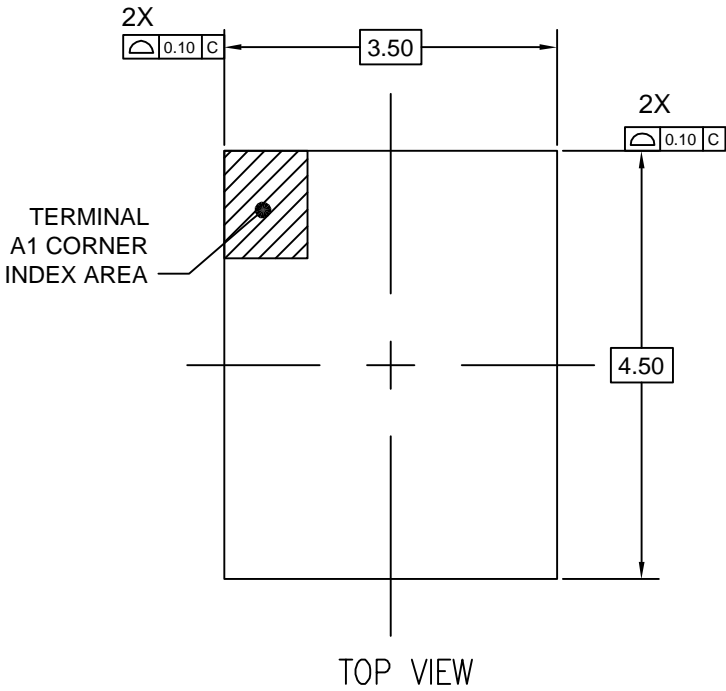
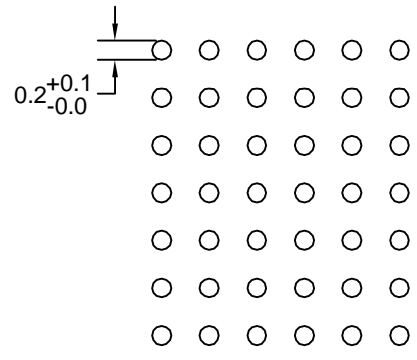
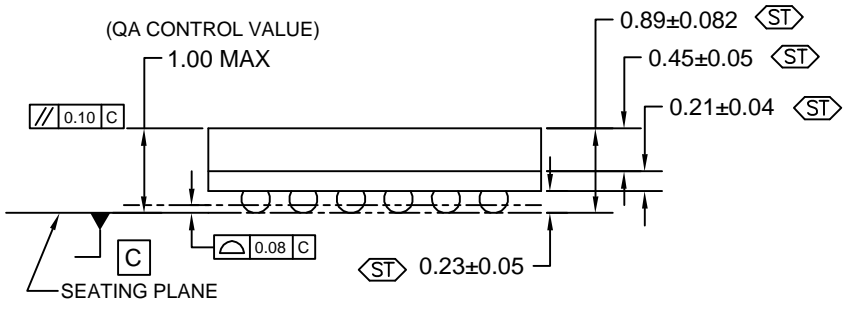


REVISIONS				
LTR	DESCRIPTION	EDCN	DATE	BY/APP'D
A	Released to Document Control	MKT-BGA42A-REV1	4/05	J.Kingsbury
B	ADDED UNDERSIDE PIN A1 CORNER	MKT-BGA42A-REV2	8/06	H.ALLEN



X42			
⊕	∅0.15 (M)	C	A B
	∅0.05 (M)	C	



LAND PATTERN
RECOMMENDATION

NOTES:

- A. CONFORMS TO JEDEC REGISTRATION MO-195,
- B. DIMENSIONS ARE IN MILLIMETERS.
- C. DIMENSIONS AND TOLERANCES PER ASME Y14.5M, 1994
- D. STATISTICAL TOLERANCING FOR REFERENCE REFER TO MAX DIMENSION FOR QA INSPECTION
- E. LAND PATTERN RECOMENDATION PER IPC-7351 TABLE14-15 LAND PATTERN NAME PER TABLE 3-15: BGA50P+6X7-42

BGA42ArevB

APPROVALS	DATE	FAIRCHILD SEMICONDUCTOR	82 RUNNING HILL RD. SOUTH PORTLAND, ME. 04106	
DRAWN H.ALLEN	08/08/06			
DETC. CHK. S.MARTIN	08/08/06	42PIN, BGA, FINE PITCH, JEDEC MO-195, 3.5x4.5 MM		
ENGR. CHK.		SCALE	SIZE	DRAWING NUMBER
		N/A	N/A	MKT-BGA42A
		DO NOT SCALE DRAWING	REV B	
		SHEET 1 of 1		