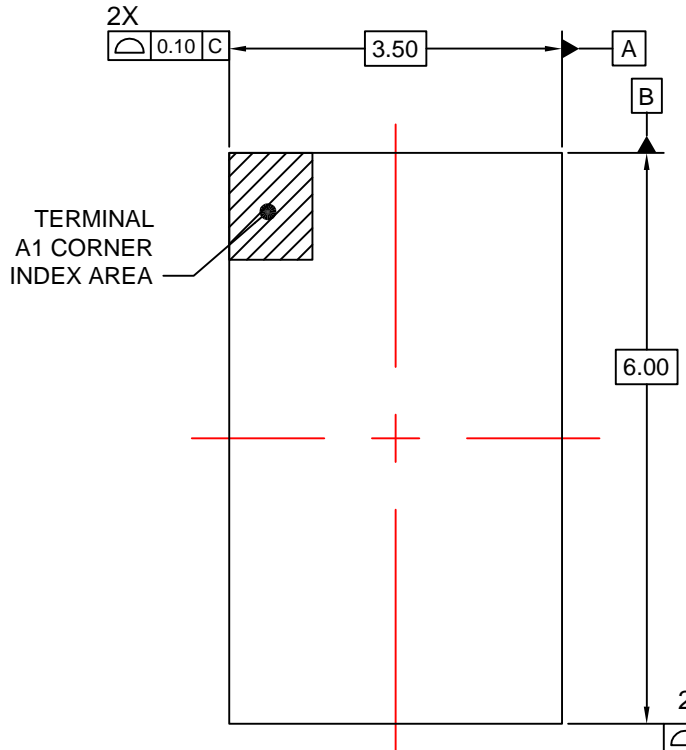
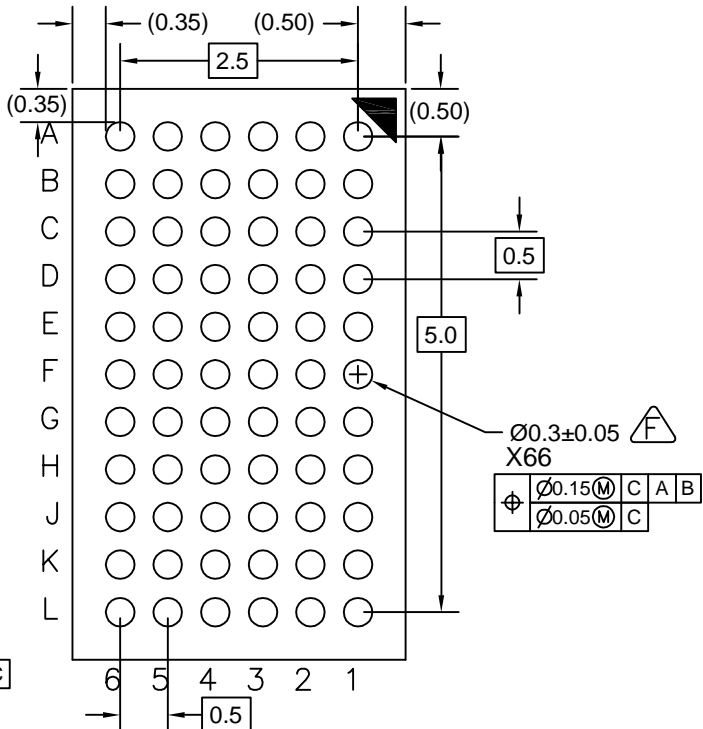


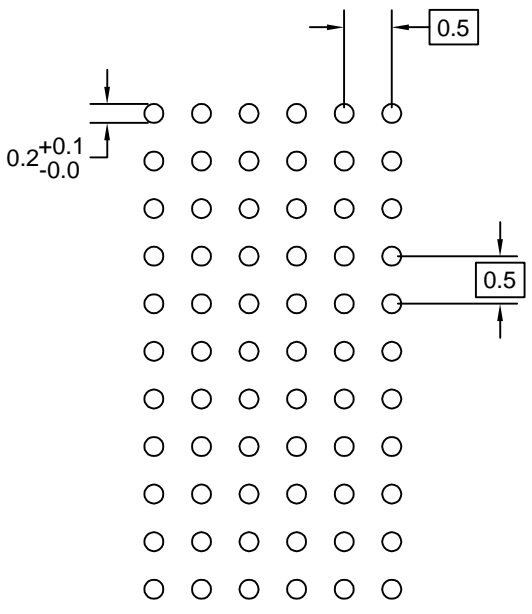
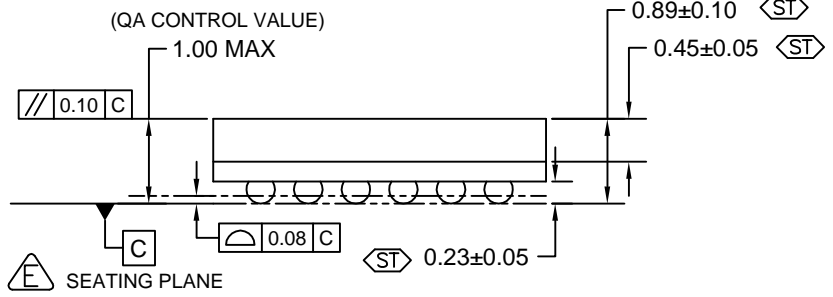
REVISIONS				
#	DESCRIPTION	EDCN	DATE	BY/APP'D
1	Released to Document Control	ECN-MKT- BGA66A	01/02/07	H.ALLEN



TOP VIEW



BOTTOM VIEW



LAND PATTERN RECOMMENDATION

NOTES:

- A. DOES NOT CONFORM TO ANY JEDEC REGISTRATION
- B. DIMENSIONS ARE IN MILLIMETERS.
- C. DIMENSIONS AND TOLERANCES PER ASME Y14.5M, 1994
- D. STATISTICAL TOLERANCING FOR REFERENCE
REFER TO MAX DIMENSION FOR QA INSPECTION
- E. SPHERICAL CROWNS OF BALLS DEFINE DATUM C AND SEATING PLANE.
- F. DIMENSION IS MEASURED AT THE MAXIMUM BALL DIAMETER PARALLEL TO PRIMARY DATUM C.
- G. DRAWING FILE NAME AND REVISION: BGA66Arev1

BGA66Arev1

APPROVALS		DATE			82 RUNNING HILL RD. SOUTH PORTLAND, ME. 04106	
DRAWN H.ALLEN		16-1-2007				
DFTG. CHK. A. ACADERA		1/2/2007	66PIN, BGA, NON-JEDEC, .5MM PITCH, 3.5 X 6.0MM		REV 1	
ENGR. CHK.						
			SCALE	SIZE	DRAWING NUMBER	
			N/A	N/A	MKT-BGA66A	
			DO NOT SCALE DRAWING		SHEET 1 of 1	