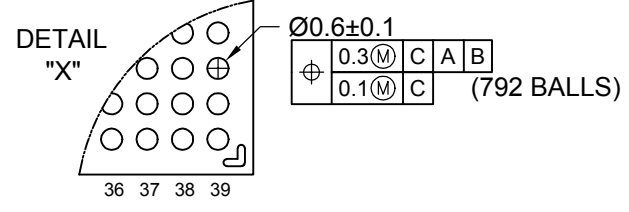
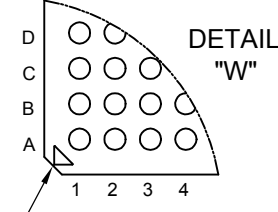
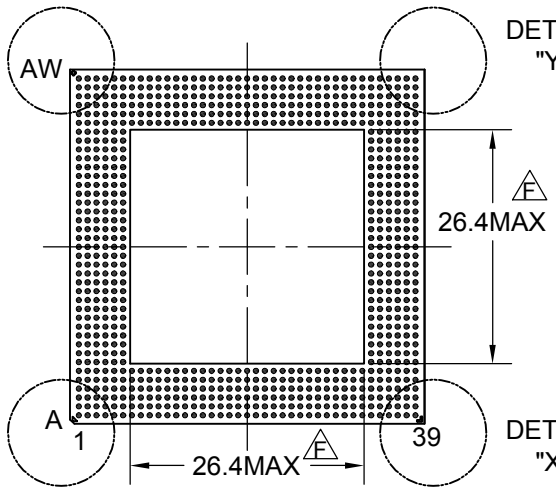
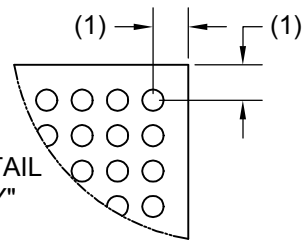
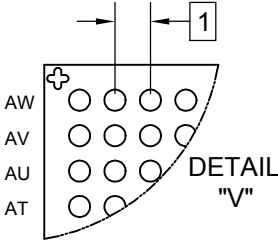
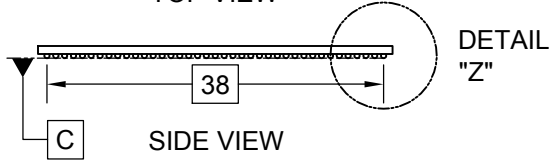
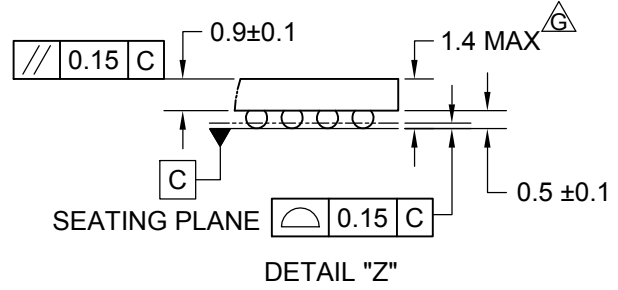
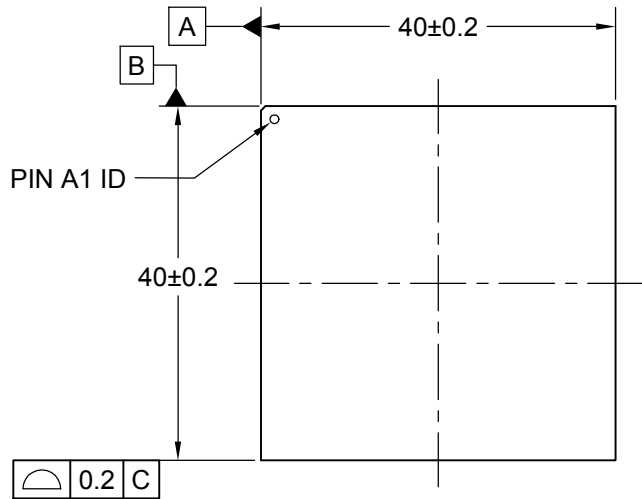


REVISIONS				
LTR	DESCRIPTION	EDCN	DATE	BY/APP'D
A	RELEASE TO DOCUMENT CONTROL	ECN-MKT-BGA792ArevA	06-12-2002	J.KINGSBURY



PIN 1 BOTTOM TRIANGLE FIDUCIAL AND .5MMX45° PACKAGE CHAMFER

- NOTES:
- A) ALL DIMENSIONS IN MILLIMETERS.
 - B) CONFORMS TO JEDEC MO-149. Variation (AN-1X)
 - C) DIMENSIONING AND TOLERANCING PER ASME Y14.5M-1994.
 - D) ROW NAMING ORDER; A B C D E F G H J K L M N P R T U V W Y
AA AB AC AD AE AF AG AH AJ AK AL AM AN AP AR AT AU AV AW
 - E) COLUMN NAMING ORDER; 1 2 3 4 5 6 7 8 9 10 11 12 13 14 15 16 17
18 19 20 21 22 23 24 25 26 27 28 29 30 31 32 33 34 35 36 37 38 39
 - F) ENCAPSULATION SIZE WILL VARY WITH CAVITY SIZE.
 - G) MAX STAND OFF FROM PCB AFTER MOUNTING.

APPROVALS		DATE	 82 RUNNING HILL RD. SOUTH PORTLAND, ME. 04106		
DRAWN	J. KINGSBURY	06-12-2002			
DFTG. CHK	H. ALLEN	06-12-2002			
ENGR. CHK	J. KINGSBURY	06-12-2002			
792 Ball TBGA, JEDEC MO-149, 1.0MM PITCH, 40MM SQUARE					
PROJECTION		SCALE	SIZE	DRAWING NUMBER	REV
 MM		N/A	N/A	MKT-BGA792A	A
DO NOT SCALE DRAWING				SHEET 1 of 1	