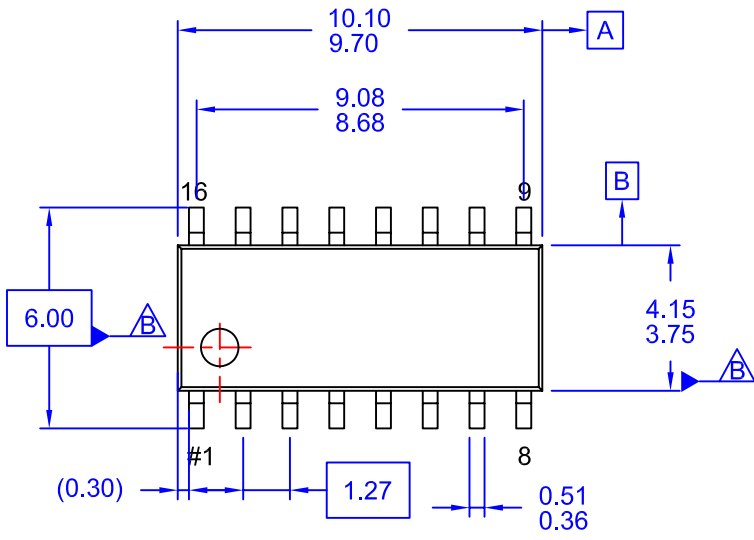


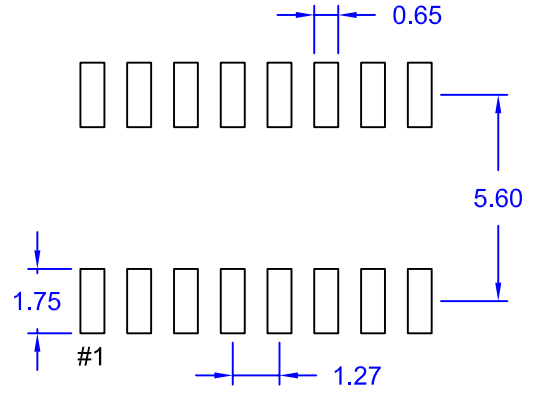
REVISIONS

LTR	DESCRIPTION	DATE	BY/SITE
1	RELEASE TO DOCUMENT CONTROL	Nov.13.2008	JH MOON/BUCHEO

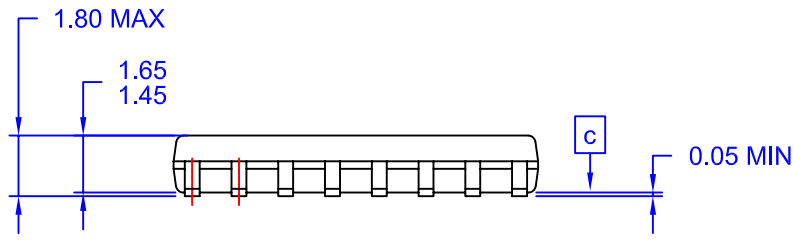


TOP VIEW

⊕ 0.20 (M) C B A

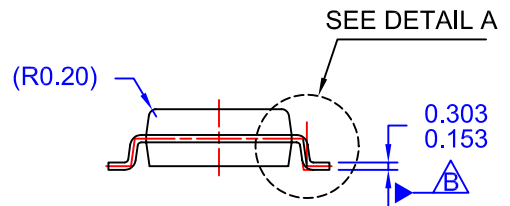


LAND PATTERN RECOMMENDATION



SIDE VIEW

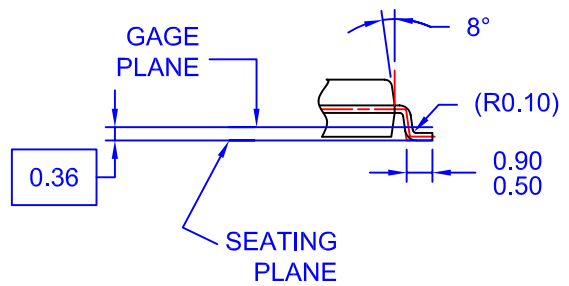
⌒ 0.10 MAX C



END VIEW

NOTES:

- A) THIS DRAWING GOMPLIES WITH JEDEC MS-012 EXCEPT AS NOTED.
- B) THIS DIMENSION IS OUTSIDE THE JEDEC MS-012 VALUE.
- C) ALL DIMENSIONS ARE IN MILLIMETERS.
- D) DIMENSIONS ARE EXCLUSIVE OF BURRS, MOLD FLASH, AND TIE BAR EXTRUSIONS.
- E) LANDPATTERN STANDARD: SOIC127P600X175-16AM.
- F) DRAWING FILE NAME AND REVISION : M16EREV1



DETAIL A

APPROVALS		DATE			
DRAWN		J. H MOON			04Nov08
DFTG. CHK.		H. ALLEN			13Nov08
ENGR. CHK.					
16LD, SOIC NON-JEDEC .150" NARROW BODY,225SOP					
PROJECTION		SCALE	SIZE	DRAWING NUMBER	REV
		1:1	N/A	MKT-M16E	1
FORMERLY: N/A			SHEET: 1 OF 1		