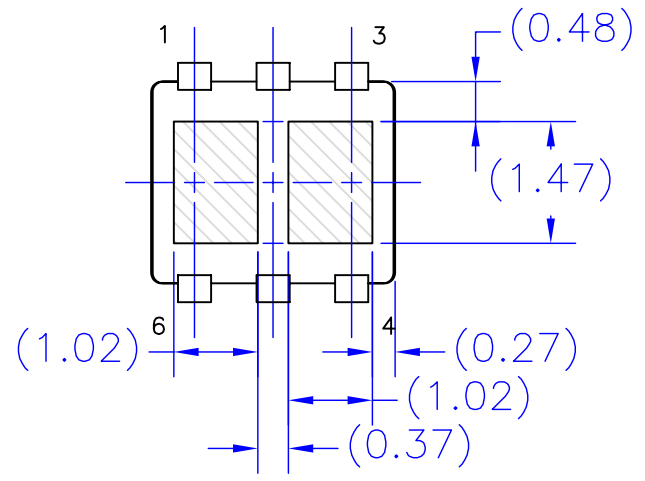
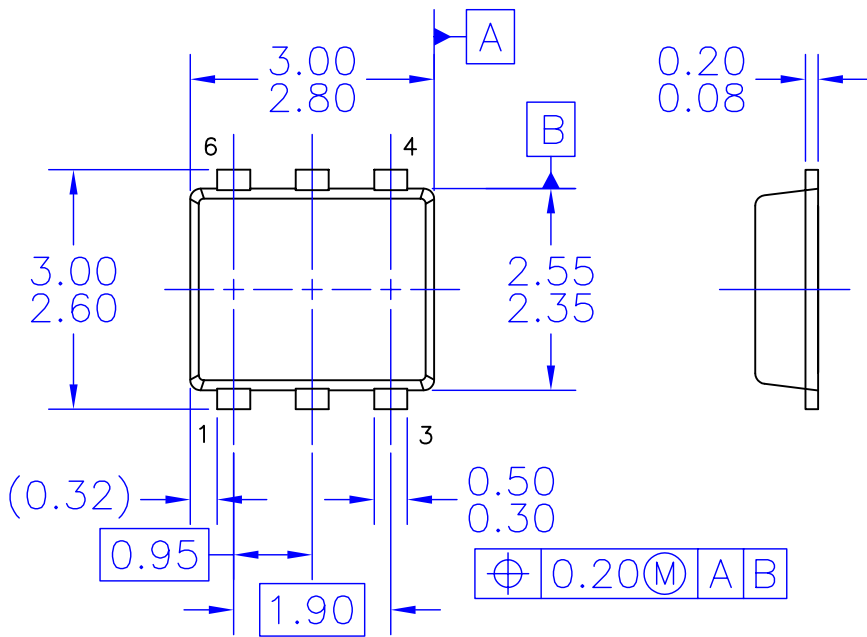


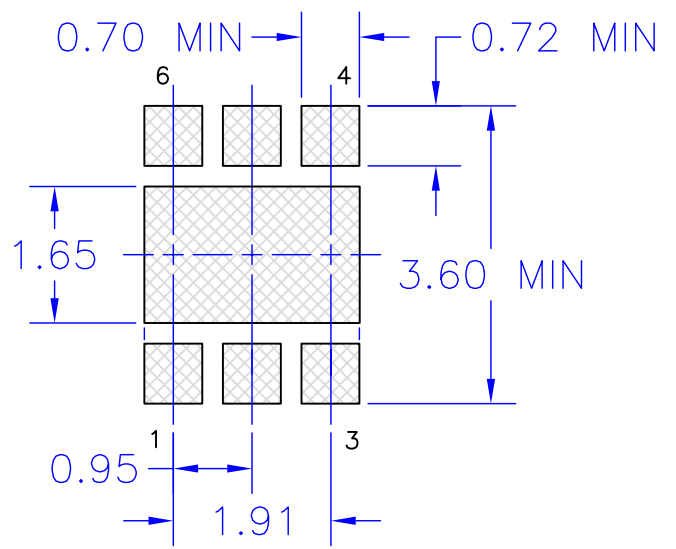
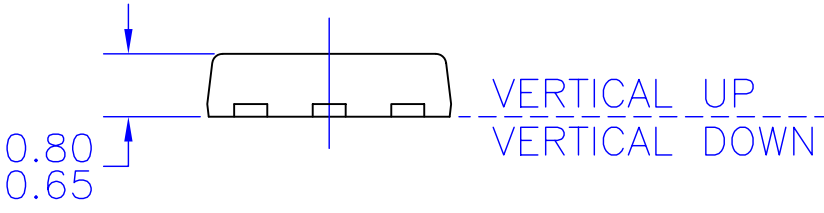
THIS DRAWING IS THE PROPERTY OF FAIRCHILD SEMICONDUCTOR CORPORATION. NO USE THEREOF SHALL BE MADE OTHER THAN AS A REFERENCE FOR PROPOSALS AS SUBMITTED TO FAIRCHILD SEMICONDUCTOR CORPORATION FOR JOBS TO BE EXECUTED IN CONFORMITY WITH SUCH PROPOSALS UNLESS THE CONSENT OF SAID FAIRCHILD SEMICONDUCTOR CORPORATION HAS PREVIOUSLY BEEN OBTAINED. NO PART OF THIS DRAWING SHALL BE COPIED OR DUPLICATED OR ITS CONTENTS DISCLOSED. THE INFORMATION CONTAINED ON THIS DRAWING IS CONFIDENTIAL AND PROPRIETARY.

REVISIONS

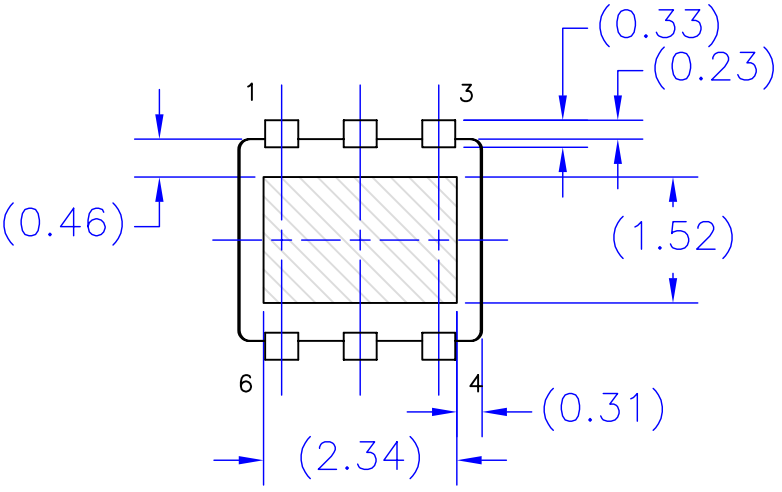
LTR	DESCRIPTION	E.C.N.	DATE	BY/APP'D
A	RELEASE TO DOCUMENT CONTROL	CB/034/02	29JAN2002	MRG/EAC
B	CHG OPTN1 DIE DIM FR (1.65) TO (1.52), FR (2.36) TO (2.34).	CB/140/02	02MAY2002	MRG/EAC
C	ADD NOTE D; ADD LINE REF AT SIDE VIEW	CB/186/02	19JUN2002	MRG/MTR
D	CHANGE PKG THICKNESS FR 0.88 TO 0.88	CB/328/02	07NOV2002	MRG/EAC
E	ADD OPTION 04	CB/208/03	8AUG2003	MRG/EAC
F	CHG HOR&VER UP BURR FR 0.20 TO 0.05; REM "BURRS" ON NOTE C; ADD NOTE E	CB/211/04	31AUG2004	MRG/EAC



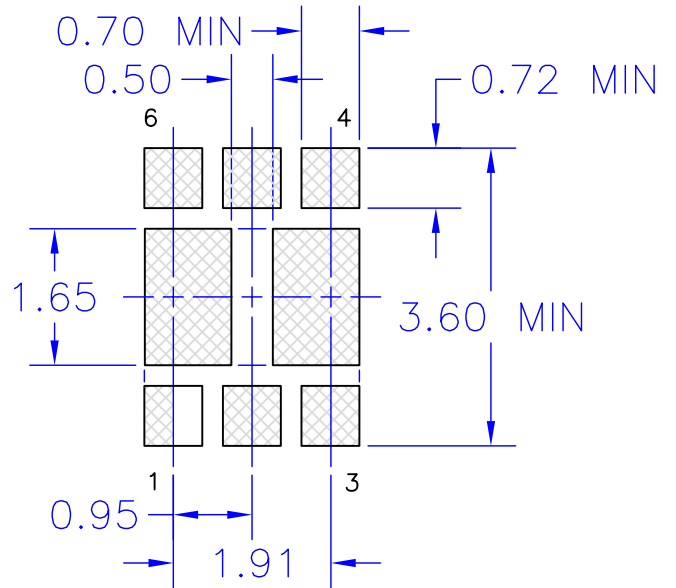
BOTTOM VIEW OPTION 04



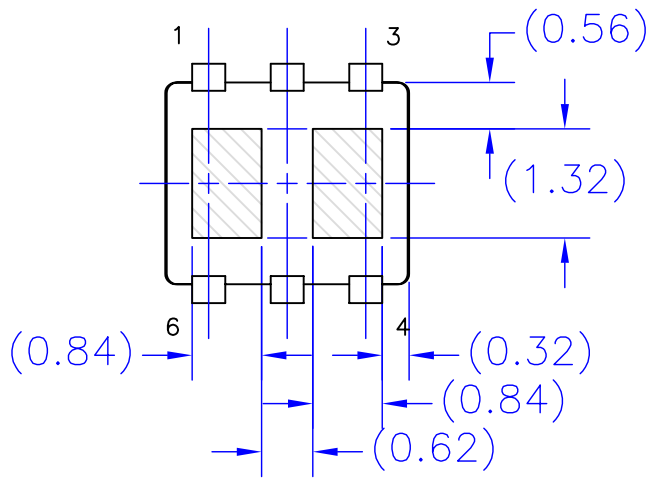
LAND PATTERN RECOMMENDATION (OPTION 01&04)



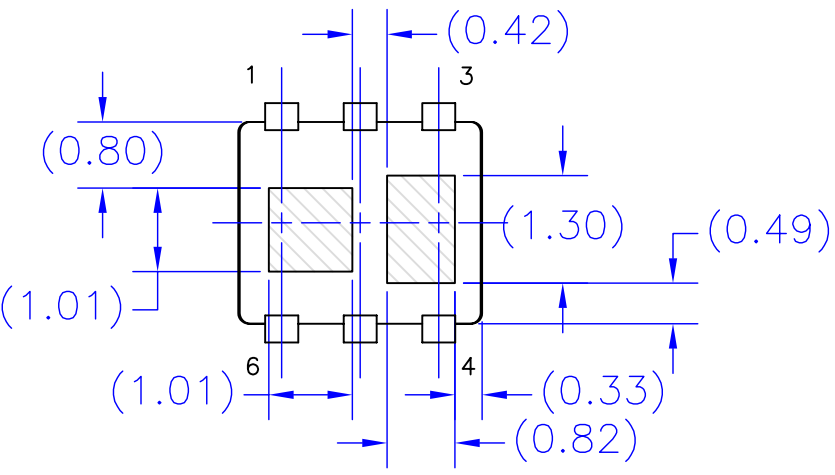
BOTTOM VIEW OPTION 01



LAND PATTERN RECOMMENDATION (OPTION 02&03)



BOTTOM VIEW OPTION 02



BOTTOM VIEW OPTION 03

- NOTES: UNLESS OTHERWISE SPECIFIED
- A) NO PACKAGE STANDARD REFERENCE AS OF MARCH, 2001.
  - B) ALL DIMENSIONS ARE IN MILLIMETERS.
  - C) DIMENSIONS DO NOT INCLUDE MOLD FLASH.
  - D) LEAD TIP BURR:  
HORIZONTAL: 0.05 mm MAX  
VERTICAL UP: 0.05 mm MAX  
VERTICAL DOWN: 0.05 mm MAX
  - E) STANDARD LEAD FINISH:  
NICKEL-PALLADIUM-GOLD FLASH.

MA06BREV F

APPROVALS	DATE		CEBU PHILIPPINES		
DRAWN: J.P. GOMEZ	31AUG2004				
CHECKED: E.A. CABA HUG					
APPROVED: M. GESTOLE					
G.S. BAJE		6LD, FLMP, SUPERSOT6 FOOTPRINT			
		SCALE 12:1	SIZE A3	DRAWING NUMBER MKT-MA06B	REV F
		FORMERLY: N/A		SHEET : 1 OF 1	