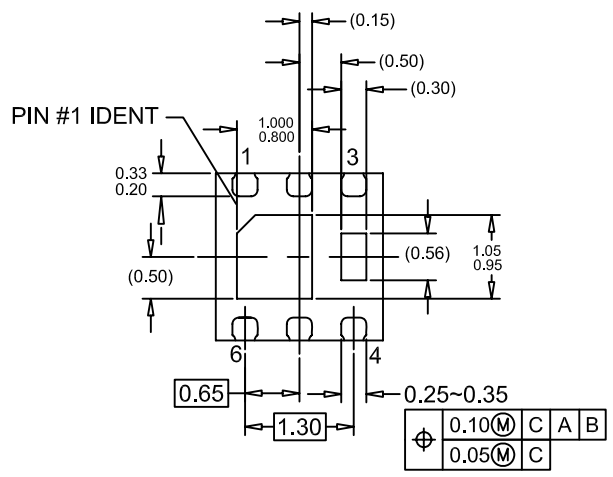
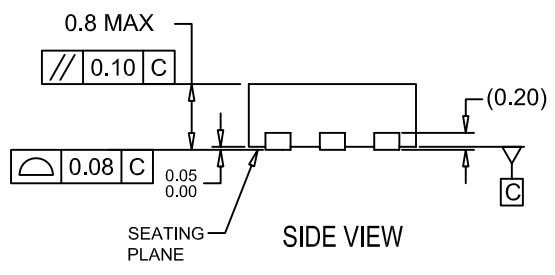
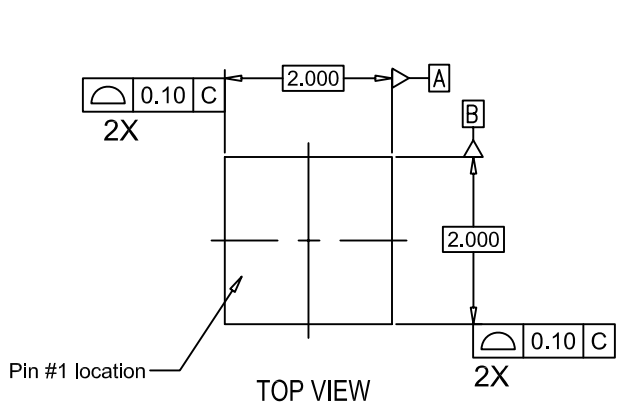
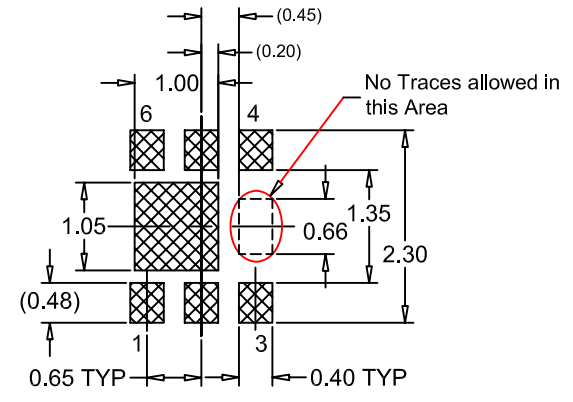


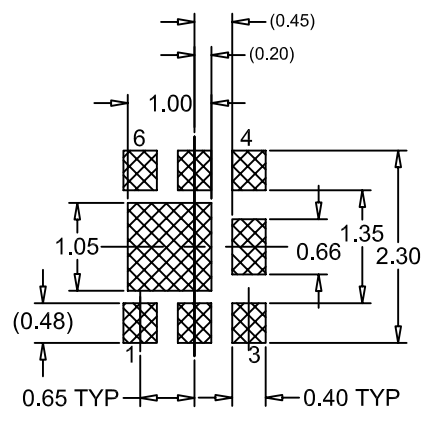
REVISIONS			
NBR	DESCRIPTION	DATE	NAME/SITE
1	RELEASE TO DOCUMENT CONTROL	14-9-07	LY/FSPM
2	ADD LAND PATTERN OPTIONS FOR EXTENDED LEAD AND CORRECT LEAD LENGTH DIMENSIONS	13-6-08	LY/FSPM



BOTTOM VIEW



RECOMMENDED LAND PATTERN OPT 1



RECOMMENDED LAND PATTERN OPT 2

NOTES:

- A. DOES NOT FULLY CONFORM TO JEDEC REGISTRATION MO-229 DATED AUG/2003
- B. DIMENSIONS ARE IN MILLIMETERS.
- C. DIMENSIONS AND TOLERANCES PER ASME Y14.5M, 1994
- D. DRAWING FILENAME: MKT-MLP06Lrev2.

APPROVALS		DATE	
DRAWN	LY LIM	10-APR-08	
DFTG. CHK	DAVID	10-APR-08	
ENGR. CHK	DAVID	10-APR-08	
			SCALE N/A SIZE N/A DRAWING NUMBER MKT-MLP06L REV 2
			DO NOT SCALE DRAWING SHEET 1 of 1