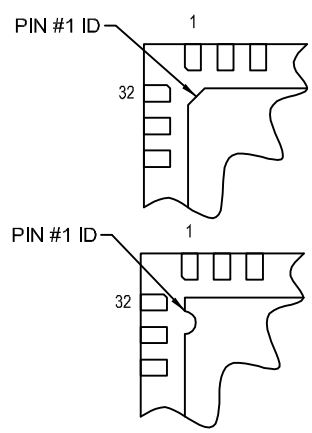
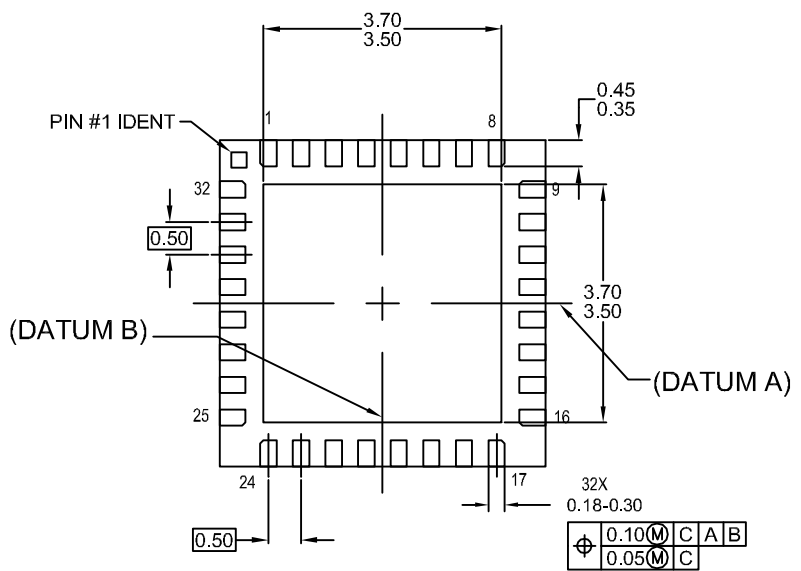
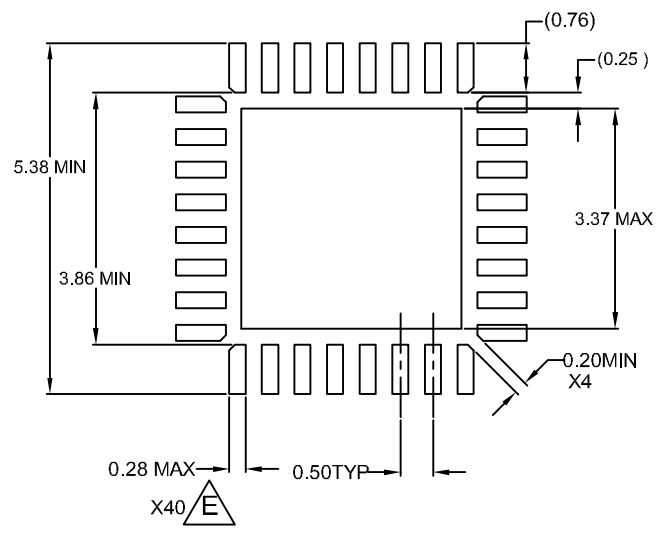
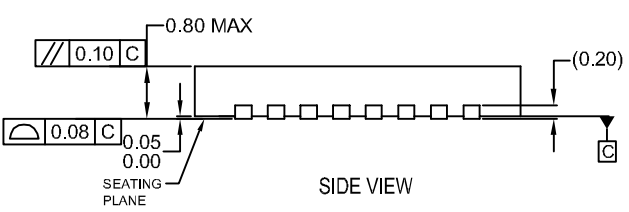
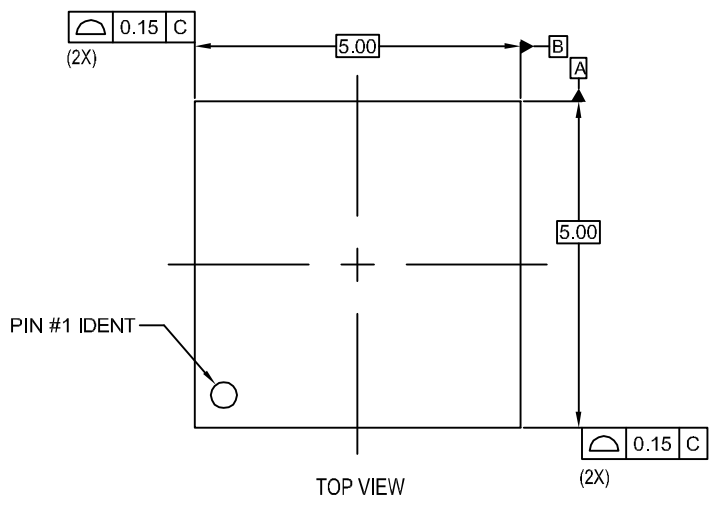


REVISIONS			
REV	DESCRIPTION	DATE	APPO / SITE
A	Released to document control.	11-2004	J. Kingsbury/FSME
B	Added Pin 1 identifier options.	03-2005	J. Kingsbury/FSME
3	Corrected drawing filename, updated notes section, and removed extra positional tolerances on bottom view.	4-23-08	L. England/FSME



- NOTES:
- A. CONFORMS TO JEDEC REGISTRATION MO-220, VARIATION WHHD-4. THIS PACKAGE IS ALSO FOOTPRINT COMPATIBLE WITH WHHD-5.
 - B. DIMENSIONS ARE IN MILLIMETERS.
 - C. DIMENSIONS AND TOLERANCES PER ASME Y14.5M-1994.
 - D. LAND PATTERN PER IPC SM-782.
 - E. WIDTH REDUCED TO AVOID SOLDER BRIDGING.
 - F. DIMENSIONS ARE NOT INCLUSIVE OF BURRS, MOLD FLASH, OR TIE BAR PROTRUSIONS.
 - G. DRAWING FILENAME: MKT-MLP32Arev3.

APPROVALS		DATE			
DRAWN	L. England	4-23-08			
DFTG. CHK.	H. Allen	4-23-08			
ENGR. CHK.					
32LD MLP, QUAD, JEDEC MO-220 VAR WHHD-4,4, 5X5MM					
		SCALE	SIZE	DRAWING NUMBER	REV
		N/A	N/A	MKT-MLP32A	3
DO NOT SCALE DRAWING				SHEET 1 of 1	