

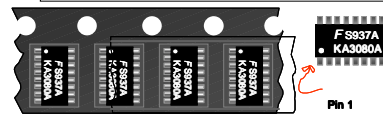
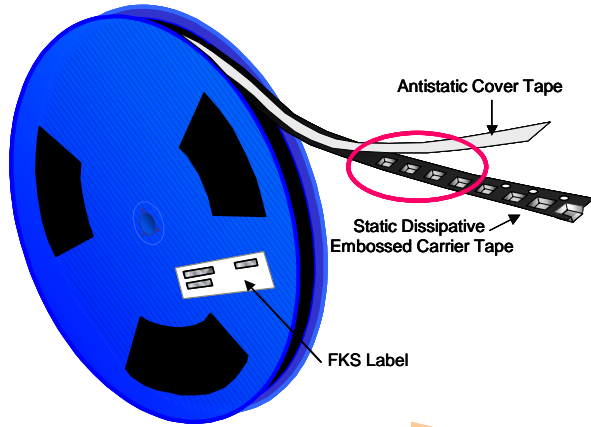
16-SOP-225 Tape and Reel Data

16-SOP-225 Packaging Configuration: Figure 1.0

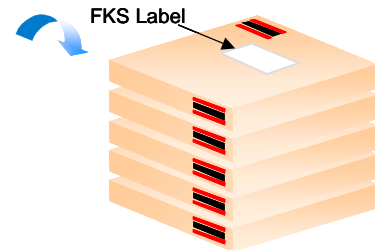
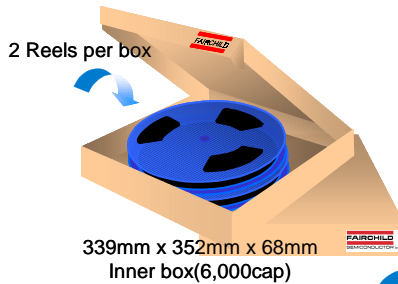


Packaging Description:

16-SOP-225 parts are shipped normally in tape. The carrier tape is made from a dissipative (carbon filled) polycarbonate resin. The cover tape is a multilayer film (Heat Activated Adhesive in nature) primarily composed of polyester film, adhesive layer, sealant, and anti-static sprayed agent. These reeled parts in standard option are shipped with 3,000 units per 13" or 330cm diameter reel. The reels are dark blue or black in color and is made of polystyrene plastic (anti-static coated). This and some other options are further described in the Packaging Information table. These full reels are individually barcode labeled and placed inside a standard intermediate box (illustrated in figure 1.0) made of recyclable corrugated brown paper. One box contains two reels maximum. And these boxes are placed inside a barcode labeled shipping box which comes in different sizes depending on the number of parts shipped.



16-SOP-225 Unit Orientation



16-SOP-225 Packaging Information		
Packaging Option	Standard (no flow code)	-
Packaging type	TNR	Rail/Tube
Qty per Reel/Tube/Bag	3,000	45
Reel Size	13" Dia	-
Inner Box Dimension (mm)	339x352x68	520x90x40
Max qty per Box	6,000	4,050
Outer Box Dimension (mm)	385x363x363	554x308x223
Max qty per Box	30,000	40,500
Weight per unit (gm)	0.1563	0.1563
Weight per Reel (kg)	-	-
Note/Comments		

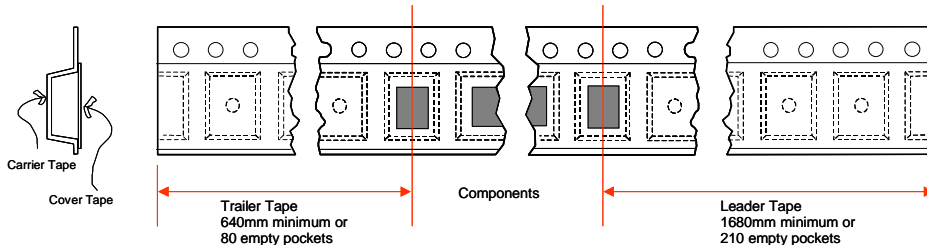
Inner Box Barcode Label Sample



Outer Box Barcode Label Sample

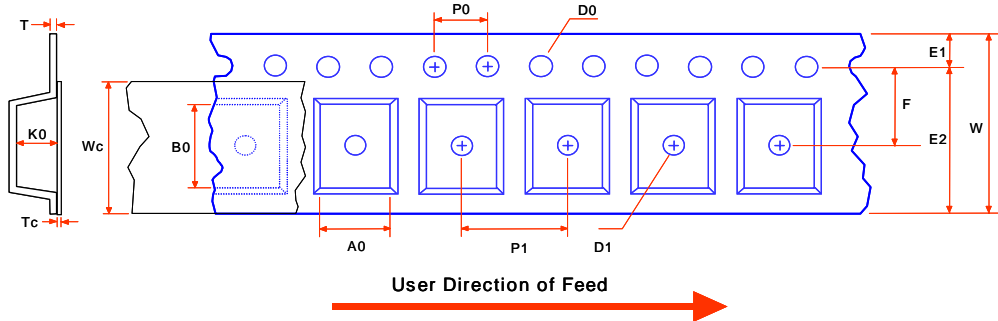


16-SOP-225 Tape Leader and Trailer Configuration: Figure 2.0



16-SOP-225 Tape and Reel Data, continued

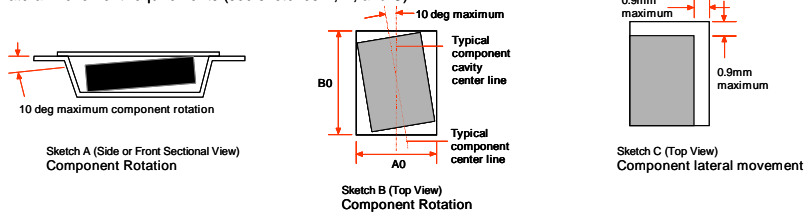
16-SOP-225 Embossed Carrier Tape
Configuration: Figure 3.0



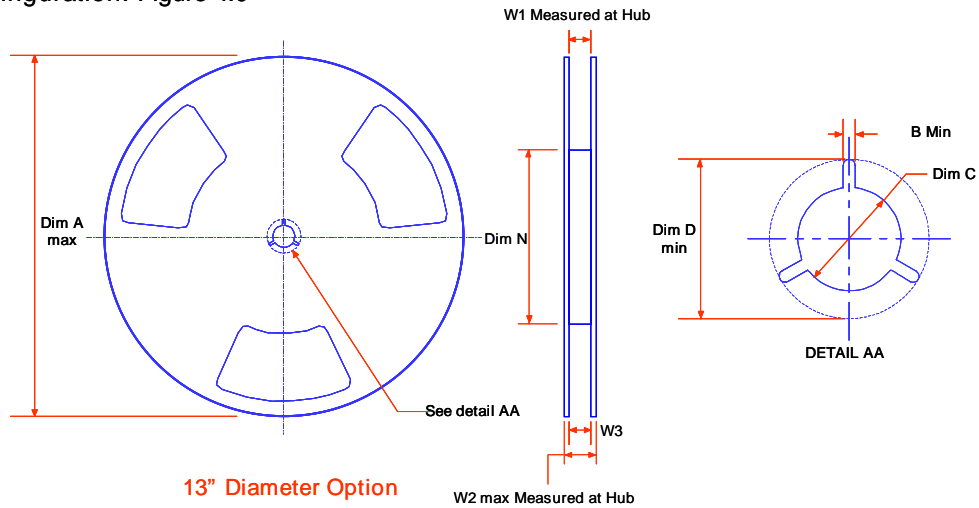
Dimensions are in millimeter

Pkg type	A0	B0	W	D0	D1	E1	E2	F	P1	P0	K0	T	Wc	Tc
16SOP225 (16mm)	6.80 +/-0.10	10.50 +/-0.10	16.0 +/-0.3	1.5 +0.10 -0.00	1.50 min	1.75 +/-0.10	14.25 min	7.50 +/-0.10	8.0 +/-0.1	4.0 +/-0.1	2.20 +/-0.10	0.30 +/-0.05	13.3 +/-0.1	0.10 max

Notes: A0, B0, and K0 dimensions are determined with respect to the EIA/Jedec RS-481 rotational and lateral movement requirements (see sketches A, B, and C).



16-SOP-225 Reel Configuration: Figure 4.0



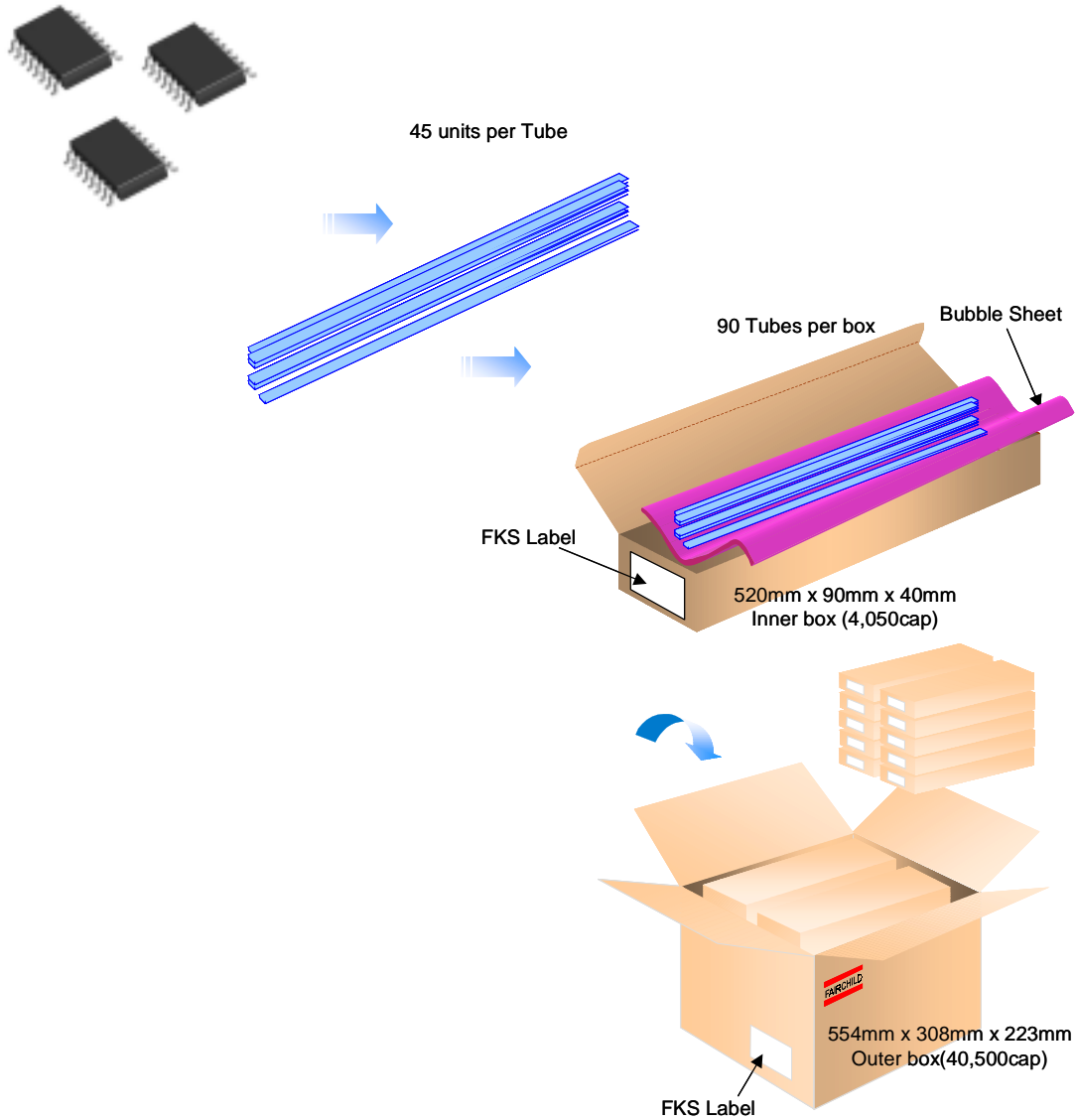
Dimensions are in inches and millimeters

Tape Size	Reel Option	Dim A	Dim B	Dim C	Dim D	Dim N	Dim W1	Dim W2	Dim W3 (LSL-USL)
16.0mm	13" Dia	13.00 330	0.059 1.5	0.512 +0.020/-0.008 13 +0.5/-0.2	0.795 20.2	4.00 100	0.645 +0.078/-0.000 16.4 +2/0	0.882 22.4	0.626 - 0.764 15.9 - 19.4

16-SOP-225 Tape and Reel Data



16-SOP-225 Tube Packing
Configuration: Figure 5.0



16-SOP-225 Tube Configuration: Figure 6.0

Note: All dimensions are in mm

