

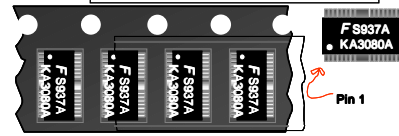
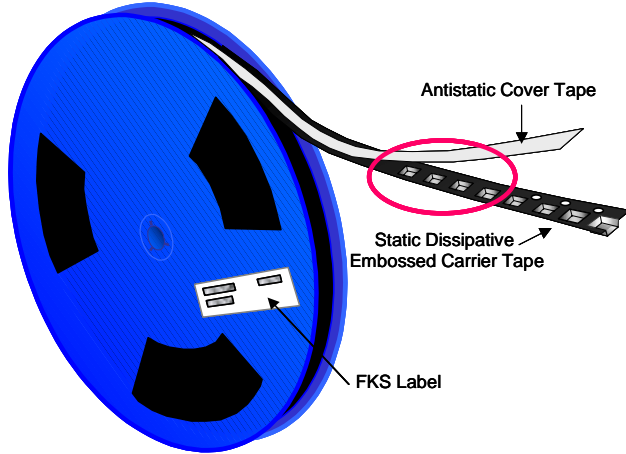
28-SSOPH-300 Tape and Reel Data

28-SSOPH-300 Packaging Configuration: Figure 1.0

FAIRCHILD
SEMICONDUCTOR®

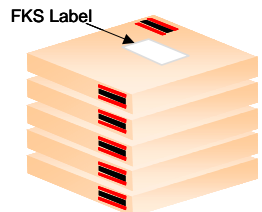
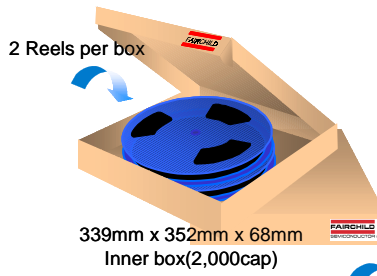
Packaging Description:

28-SSOPH-300 parts are shipped normally in tape. The carrier tape is made from a dissipative (carbon filled) polycarbonate resin. The cover tape is a multilayer film polyester film, adhesive layer, sealant, and anti-static sprayed agent. These reeled parts in standard option are shipped with 1,000 units per 13" or 330cm diameter reel. The reels are dark blue or black in color and is made of polystyrene plastic (anti-static coated). This and some other options are further described in the Packaging Information table. These full reels are individually barcode labeled and placed inside a standard intermediate box (illustrated in figure 1.0) made of recyclable corrugated brown paper. One box contains two reels maximum. And these boxes are placed inside a barcode labeled shipping box which comes in different sizes depending on the number of parts shipped.



28-SSOPH-300 Unit Orientation

28-SSOPH-300 Packaging Information		
Packaging Option	Standard (no flow code)	-
Packaging type	TNR	Rail/Tube
Qty per Reel/Tube/Bag	1,000	30
Reel Size	13" Dia	-
Inner Box Dimension (mm)	339x352x68	520x90x55
Max qty per Box	2,000	1,800
Outer Box Dimension (mm)	385x363x363	554x308x223
Max qty per Box	10,000	18,000
Weight per unit (gm)	0.3344	0.3344
Weight per Reel (kg)	-	-
Note/Comments		



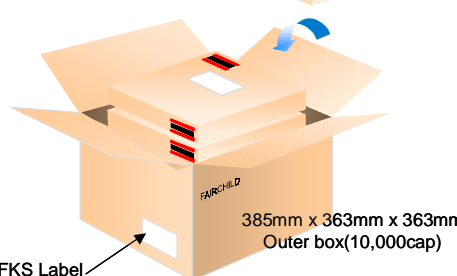
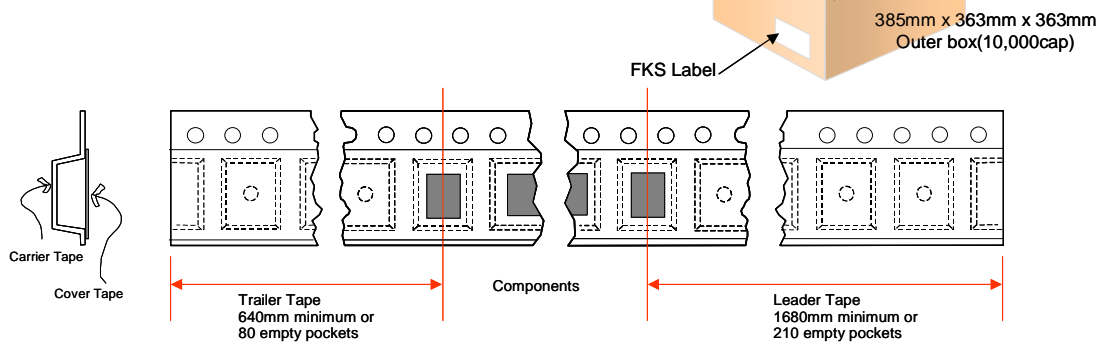
Inner Box Barcode Label Sample



Outer Box Barcode Label Sample

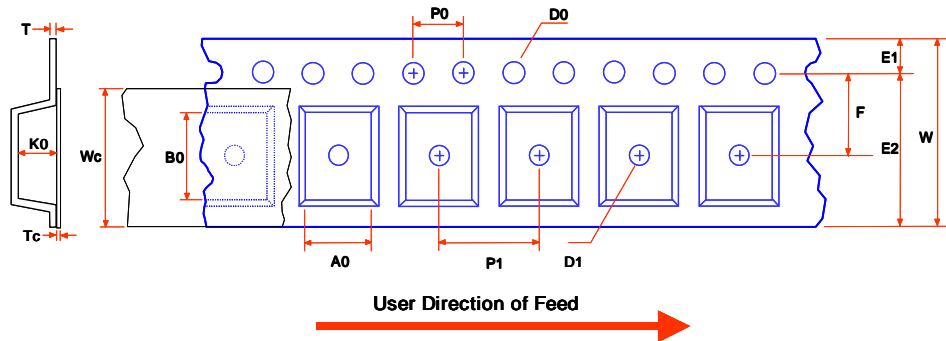


28-SSOPH-300 Tape Leader and Trailer Configuration: Figure 2.0



28-SSOPH-300 Tape and Reel Data, continued

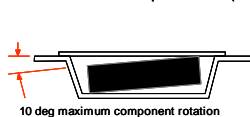
28-SSOPH-300 Embossed Carrier Tape Configuration: Figure 3.0



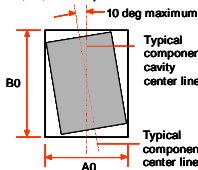
Dimensions are in millimeter

Pkg type	A0	B0	W	D0	D1	E1	E2	F	P1	P0	K0	T	Wc	Tc
28SSOPH300 (24mm)	8.40 +/-0.10	14.40 +/-0.10	24.0 +/-0.3	1.5 +0.10 -0.00	1.50 min	1.75 +/-0.10	22.25 min	11.50 +/-0.10	12.0 +/-0.1	4.0 +/-0.1	2.60 +/-0.10	0.30 +/-0.05	21.3 +/-0.1	0.10 max

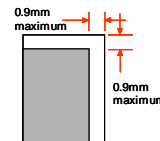
Notes: A0, B0, and K0 dimensions are determined with respect to the EIA/Jedec RS-481 rotational and lateral movement requirements (see sketches A, B, and C).



Sketch A (Side or Front Sectional View)
Component Rotation

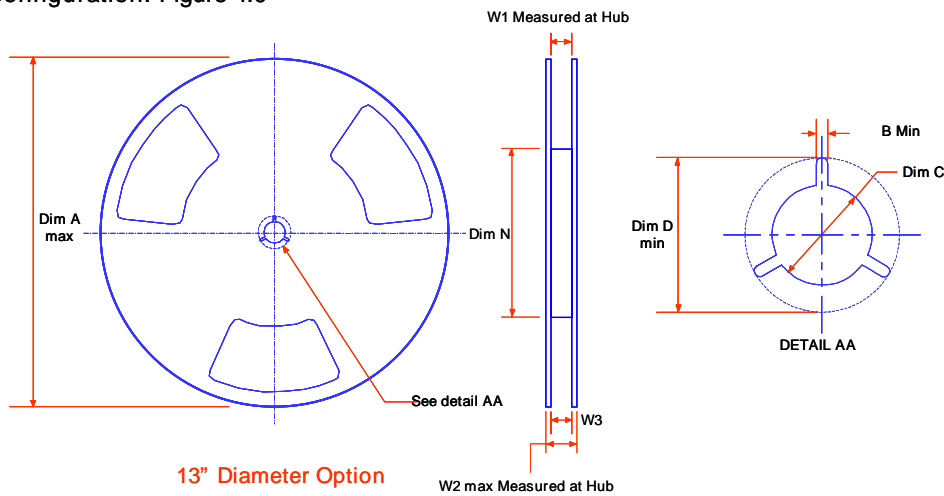


Sketch B (Top View)
Component Rotation



Sketch C (Top View)
Component lateral movement

28-SSOPH-300 Reel Configuration: Figure 4.0

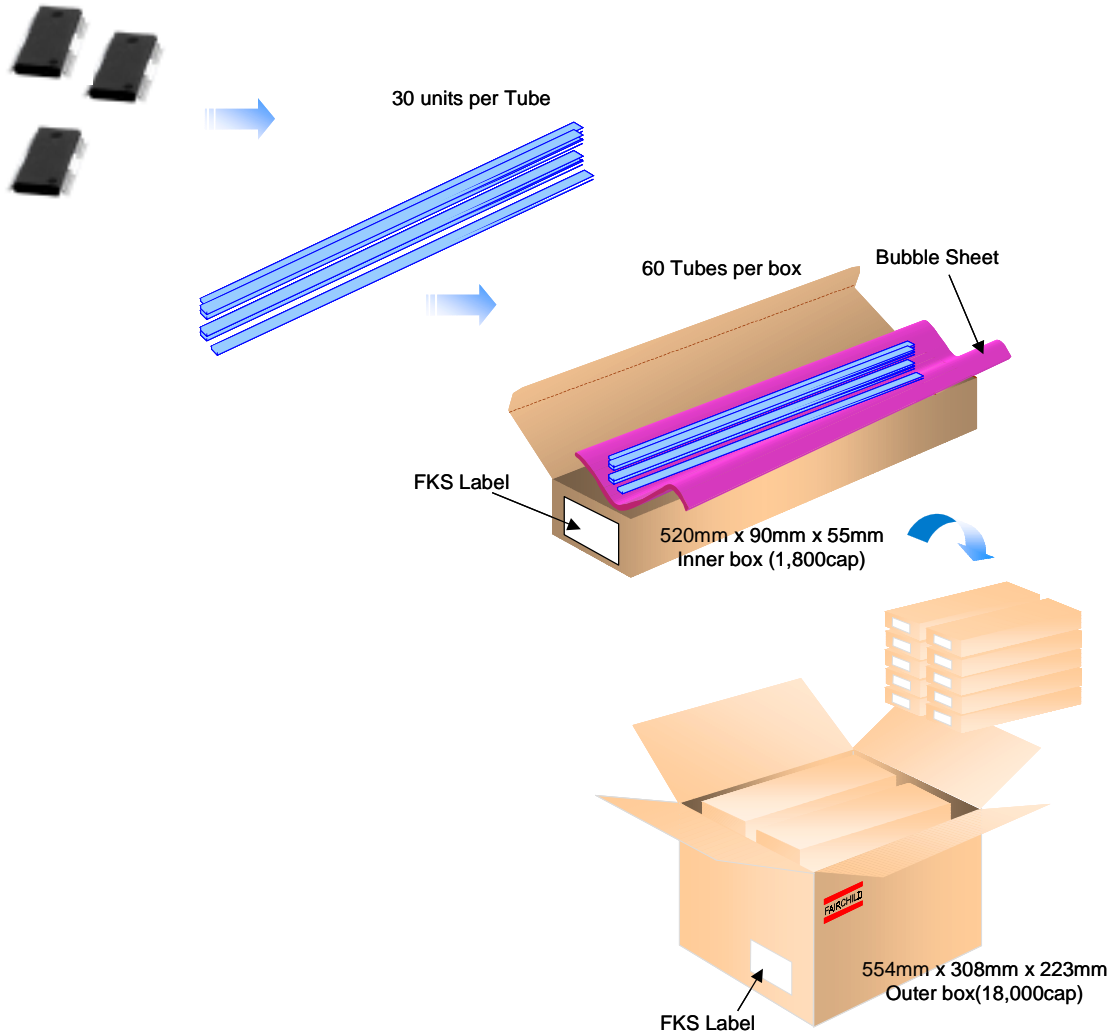


Dimensions are in inches and millimeters

Tape Size	Reel Option	Dim A	Dim B	Dim C	Dim D	Dim N	Dim W1	Dim W2	Dim W3 (LSL-USL)
24.0mm	13" Dia	13.00 330	0.059 1.5	0.512 +0.020/-0.008 13 +0.5/-0.2	0.795 20.2	4.00 100	0.960 +0.078/-0.000 24.4 +2.0	1.196 30.4	0.940 - 1.078 23.9 - 27.4

28-SSOPH-300 Tape and Reel Data

28-SSOPH-300 Tube Packing
Configuration: Figure 5.0



28-SSOPH-300 Tube Configuration: Figure 6.0

Note: All dimensions are in mm

