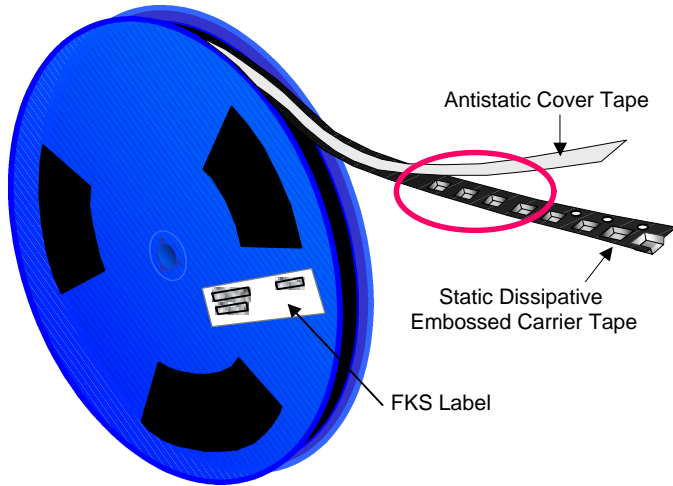


D-PAK Tape and Reel Data



D-PAK Packaging Configuration: Figure 1.0

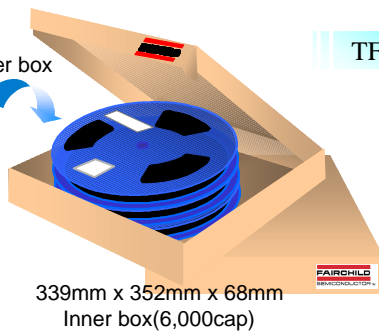


Packaging Description:

D-PAK parts are shipped in tape. The carrier tape is made from a dissipative (carbon filled) polycarbonate resin. The cover tape is a multilayer film (Heat Activated Adhesive in nature) primarily composed of polyester film, adhesive layer, sealant, and anti-static sprayed agent. These reeled parts in standard option are shipped with 2500(TM) / 2000(TF) units per 13" or 330cm diameter reel. The reels are dark blue or black in color and is made of polystyrene plastic (anti-static coated). This and some other options are further described in the Packaging Information table. These full reels are individually barcode labeled and placed inside a standard intermediate box (illustrated in figure 1.0) made of recyclable corrugated brown paper. One box contains three reels maximum. And these boxes are placed inside a barcode labeled shipping box which comes in different sizes depending on the number of parts shipped.

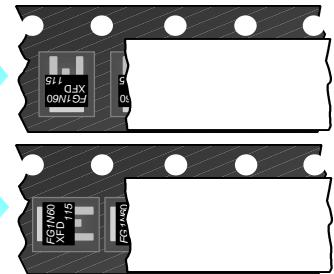
D-PAK Packaging Information		
Packaging Option	Standard (TF / X)	Standard (TM / XM)
Packaging type	TNR	TNR
Qty per Reel/Tube/Bag	2,000	2,500
Reel Size	13" Dia	13" Dia
Inner Box Dimension (mm)	339x352x68	339x352x68
Max qty per Box	6,000	7,500
Outer Box Dimension (mm)	390x370x310	390x370x310
Max qty per Box	24,000	30,000
Weight per unit (gm)	0.2986	0.2986
Weight per Reel(kg)	-	-
Note/Comments		

3 Reels per box

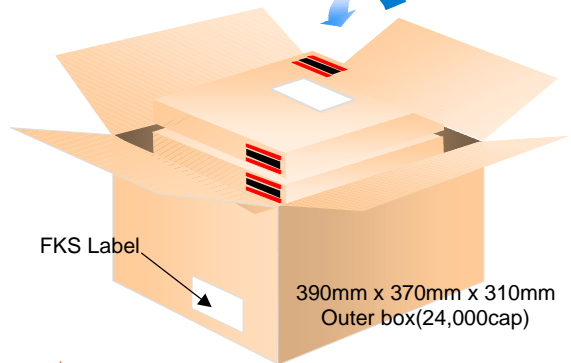
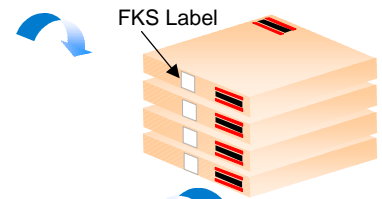


TM/XM


TF/X



D-PAK Unit Orientation



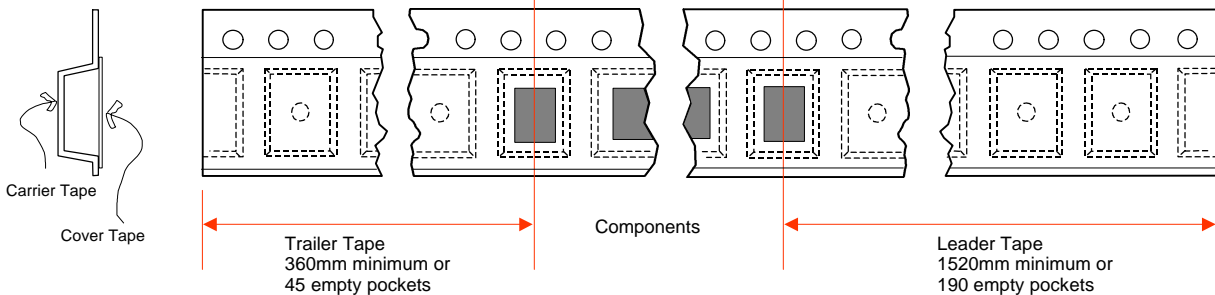
Inner Box Barcode Label Sample



Outer Box Barcode Label Sample



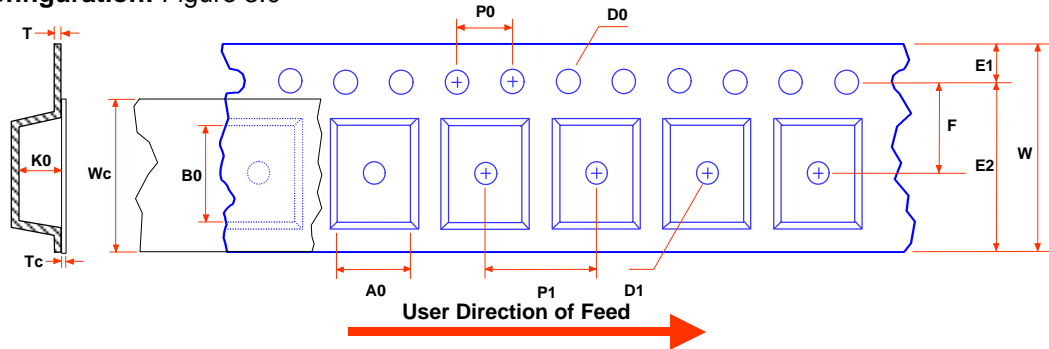
D-PAK Tape Leader and Trailer Configuration: Figure 2.0



D-PAK Tape and Reel Data, continued

D-PAK Embossed Carrier Tape

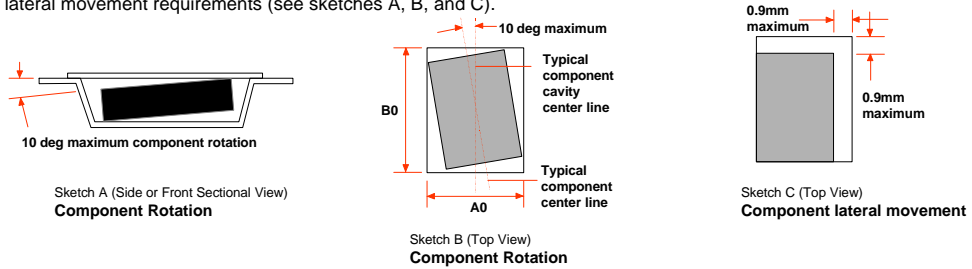
Configuration: Figure 3.0



Dimensions are in millimeter

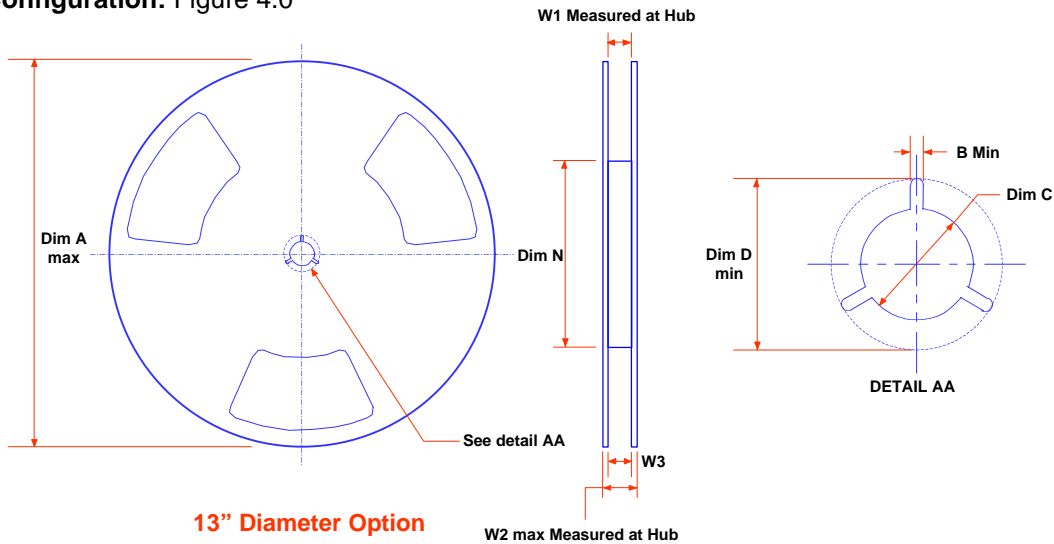
Pkg type	A0	B0	W	D0	D1	E1	E2	F	P1	P0	K0	T	Wc	Tc
D-PAK TM / XM (16mm)	7.10 +/-0.10	10.50 +/-0.10	16.0 +/-0.3	1.50 +0.10 /-0.00	1.7 +/-0.10	1.75 +/-0.10	14.25 min	7.50 +/-0.10	8.0 +/-0.1	4.0 +/-0.1	2.65 +/-0.10	0.30 +/-0.05	13.3 +/-0.1	0.10 max
D-PAK TF / X (16mm)	10.80 +/-0.10	7.20 +/-0.10	16.0 +/-0.3	1.50 +0.10 /-0.00	1.7 +/-0.10	1.75 +/-0.10	14.25 min	7.50 +/-0.10	12.0 +/-0.1	4.0 +/-0.1	2.70 +/-0.10	0.30 +/-0.05	13.3 +/-0.1	0.10 max

Notes: A0, B0, and K0 dimensions are determined with respect to the EIA/Jedec RS-481 rotational and lateral movement requirements (see sketches A, B, and C).



D-PAK Reel

Configuration: Figure 4.0



Dimensions are in inches and millimeters

Tape Size	Reel Option	Dim A	Dim B	Dim C	Dim D	Dim N	Dim W1	Dim W2	Dim W3 (LSL-USL)
16mm	13" Dia	13.00 330	0.059 1.5	0.512 +0.020/-0.008 13 +0.5/-0.2	0.795 20.2	4.00 100	0.646 +0.078/-0.000 16.4 +2/0	0.882 22.4	0.626 - 0.764 15.9 - 19.4