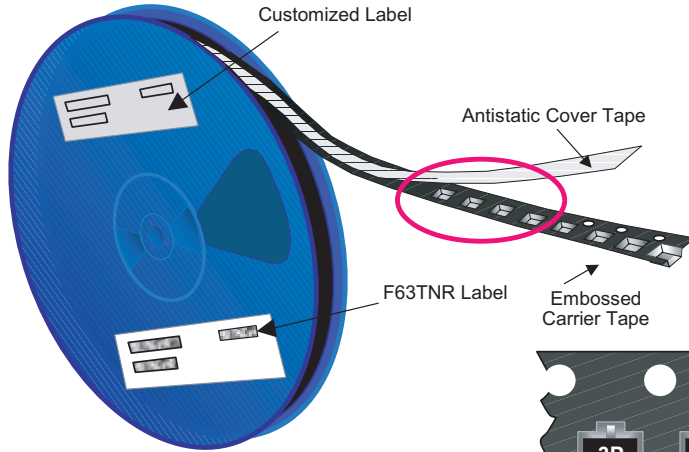


# SOT-23 Std Tape and Reel Data



## SOT23-3L Packaging Configuration: Figure 1.0

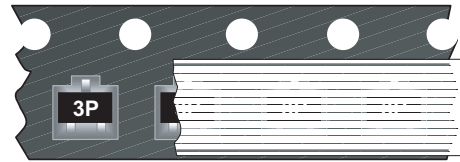


### Packaging Description:

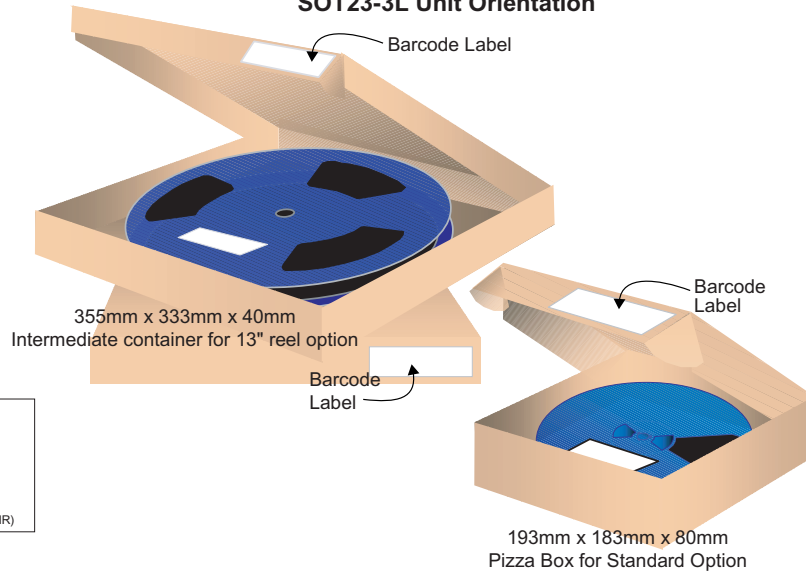
SOT23-3L parts are shipped in tape. The carrier tape is made from a dissipative (carbon filled) polycarbonate resin. The cover tape is a multilayer film (Heat Activated Adhesive in nature) primarily composed of polyester film, adhesive layer, sealant, and anti-static sprayed agent. These reeled parts in standard option are shipped with 3,000 units per 7" or 177cm diameter reel. The reels are dark blue in color and is made of polystyrene plastic (anti-static coated). Other option comes in 10,000 units per 13" or 330cm diameter reel. This and some other options are described in the Packaging Information table.

These full reels are individually labeled and placed inside a standard intermediate box made of recyclable corrugated brown paper with a Fairchild logo printing. One box contains five reels maximum. And these intermediate boxes are placed inside a labeled shipping box which comes in different sizes depending on the number of parts shipped.

| SOT23-3L Packaging Information |                         |            |
|--------------------------------|-------------------------|------------|
| Packaging Option               | Standard (no flow code) | D87Z       |
| Packaging type                 | TNR                     | TNR        |
| Qty per Reel/Tube/Bag          | 3,000                   | 10,000     |
| Reel Size                      | 7" Dia                  | 13"        |
| Box Dimension (mm)             | 193x183x80              | 355x333x40 |
| Max qty per Box                | 15,000                  | 30,000     |
| Weight per unit (gm)           | 0.0082                  | 0.0082     |
| Weight per Reel (kg)           | 0.1175                  | 0.4006     |
| Note/Comments                  |                         |            |



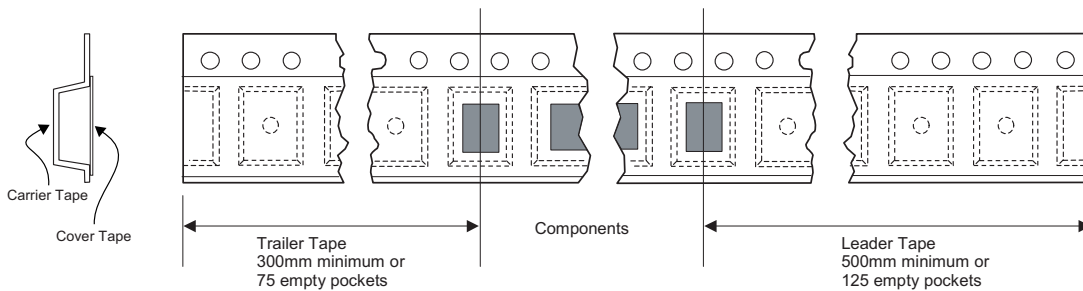
### SOT23-3L Unit Orientation



### Barcode Label sample

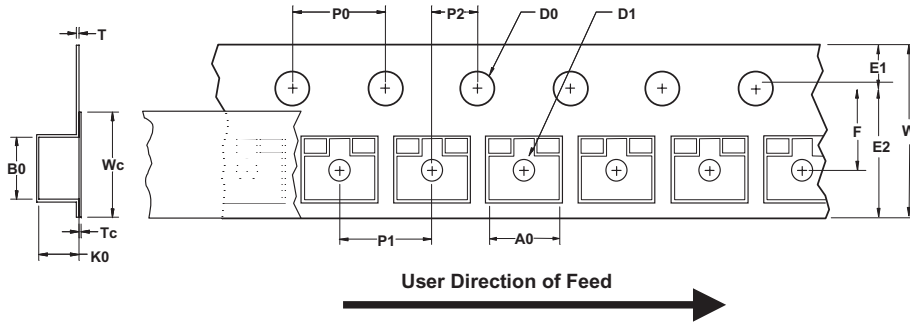


## SOT23-3L Tape Leader and Trailer Configuration: Figure 2.0



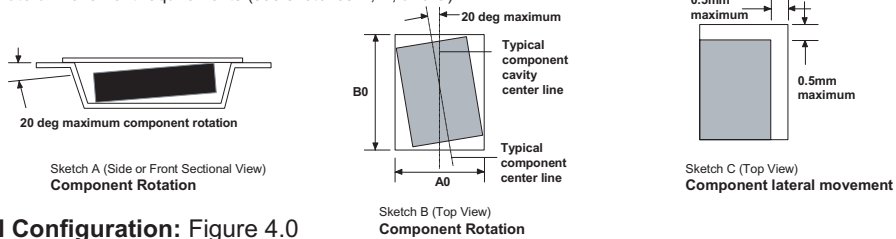
# SOT-23 Std Tape and Reel Data, continued

## SOT23-3L Embossed Carrier Tape Configuration: Figure 3.0

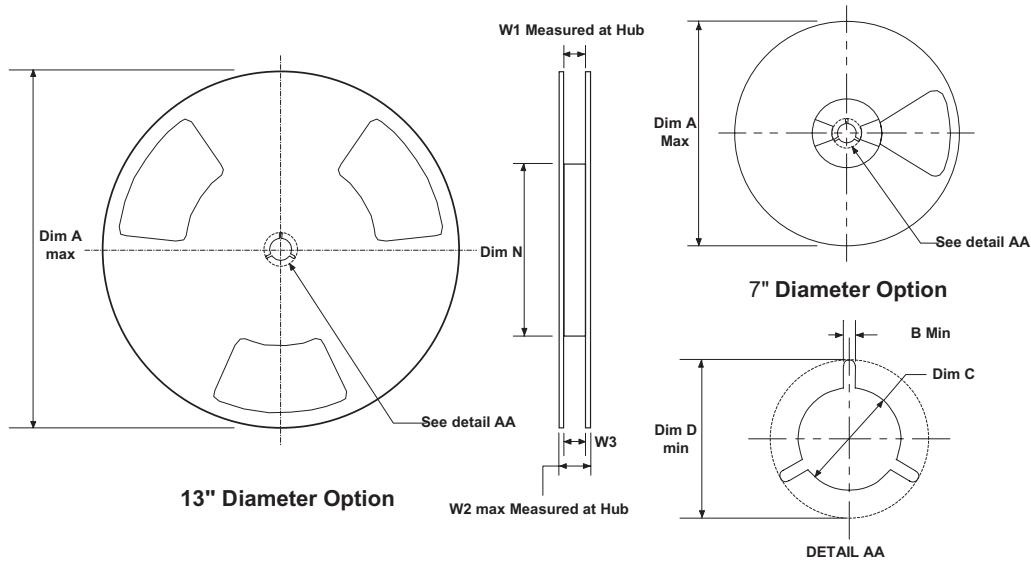


| Dimensions are in millimeter |                 |                 |               |                 |                   |                 |             |                 |               |               |                 |                   |               |                 |
|------------------------------|-----------------|-----------------|---------------|-----------------|-------------------|-----------------|-------------|-----------------|---------------|---------------|-----------------|-------------------|---------------|-----------------|
| Pkg type                     | A0              | B0              | W             | D0              | D1                | E1              | E2          | F               | P1            | P0            | K0              | T                 | Wc            | Tc              |
| SOT-23 (8mm)                 | 3.15<br>+/-0.10 | 2.77<br>+/-0.10 | 8.0<br>+/-0.3 | 1.55<br>+/-0.05 | 1.125<br>+/-0.125 | 1.75<br>+/-0.10 | 6.25<br>min | 3.50<br>+/-0.05 | 4.0<br>+/-0.1 | 4.0<br>+/-0.1 | 1.30<br>+/-0.10 | 0.228<br>+/-0.013 | 5.2<br>+/-0.3 | 0.06<br>+/-0.02 |

Notes: A0, B0, and K0 dimensions are determined with respect to the EIA/Jedec RS-481 rotational and lateral movement requirements (see sketches A, B, and C).



## SOT23-3L Reel Configuration: Figure 4.0



| Dimensions are in inches and millimeters |             |               |              |                                   |               |             |                                   |               |                             |
|--|-------------|---------------|--------------|-----------------------------------|---------------|-------------|-----------------------------------|---------------|-----------------------------|
| Tape Size                                | Reel Option | Dim A         | Dim B        | Dim C                             | Dim D         | Dim N       | Dim W1                            | Dim W2        | Dim W3 (LSL-USL)            |
| 8mm                                      | 7" Dia      | 7.00<br>177.8 | 0.059<br>1.5 | 512 +0.020/-0.008<br>13 +0.5/-0.2 | 0.795<br>20.2 | 2.165<br>55 | 0.331 +0.059/-0.000<br>8.4 +1.5/0 | 0.567<br>14.4 | 0.311 - 0.429<br>7.9 - 10.9 |
| 8mm                                      | 13" Dia     | 13.00<br>330  | 0.059<br>1.5 | 512 +0.020/-0.008<br>13 +0.5/-0.2 | 0.795<br>20.2 | 4.00<br>100 | 0.331 +0.059/-0.000<br>8.4 +1.5/0 | 0.567<br>14.4 | 0.311 - 0.429<br>7.9 - 10.9 |