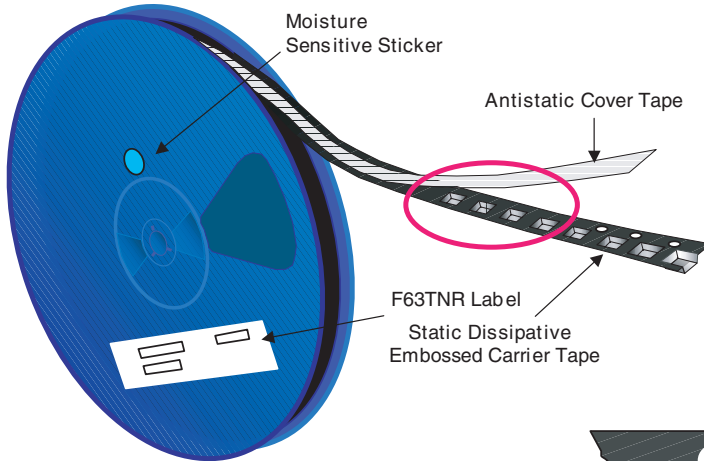


FC-18A 2.5 x 4 mm MOSFET BGA with 18 balls Tape and Reel Data



FC-18A MOSFET BGA Packaging Configuration: Figure 1.0



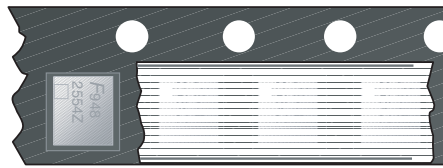
Packaging Description:

FC-18A MOSFET BGA parts are shipped in tape. The carrier tape is made from a dissipative (carbon filled) polycarbonate resin. The cover tape is a multilayer film (Heat Activated Adhesive in nature) primarily composed of polyester film, adhesive layer, sealant, and anti-static sprayed agent. These reeled parts in standard option are shipped with 3,000 units per 7" or 177mm diameter reel. The reels are dark blue in color and is made of polystyrene plastic (anti-static coated).

These full reels are individually barcode labeled, vacuum packed and placed inside a standard intermediate box (illustrated in figure 1.0) made of recyclable corrugated brown paper. One box contains one reel maximum. Multiple of this box are placed inside a barcode labeled shipping box which comes in different sizes depending on the number of parts shipped.


FC-18A MOSFET BGA Packaging Information

Packaging Option	Standard (no flowcode)
Packaging type	TNR
Qty per Reel/Tube/Bag	3,000
Reel Size	7" Dia
Box Dimension (mm)	254X203X40
Max qty per Box	3,000
Weight per unit (gm)	0.0340
Weight per Reel (kg)	0.5145
Note/Comments	

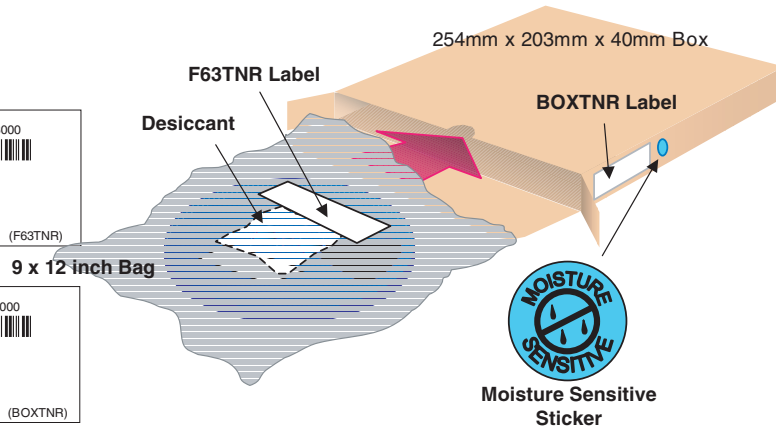



FC-18A MOSFET BGA Unit Orientation

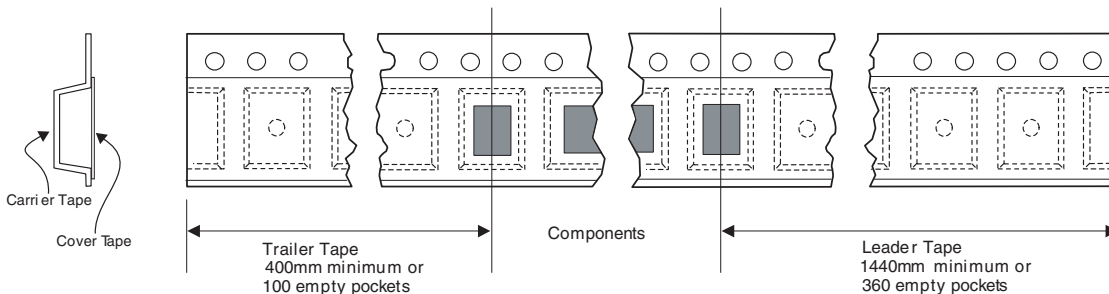
F63TNR Label sample



BOXTNR Label sample



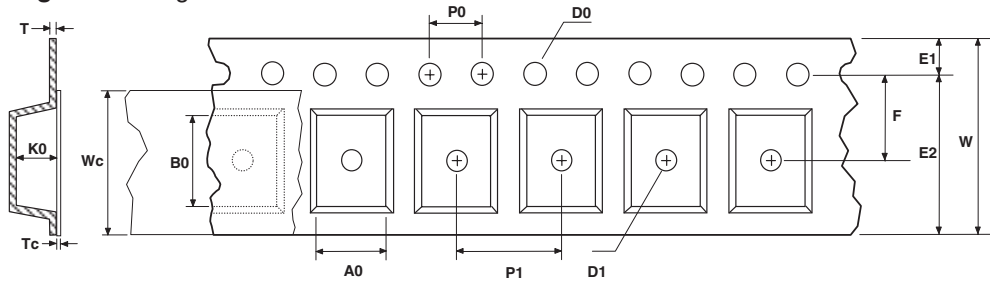
FC-18A MOSFET BGA Tape Leader and Trailer Configuration: Figure 2.0



FC-18A 2.5 x 4 mm MOSFET BGA with 18 balls Tape and Reel Data, continued

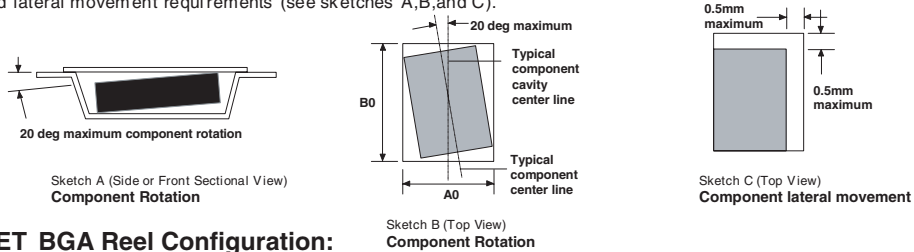
FC-18A MOSFET BGA Embossed Carrier Tape

Configuration: Figure 3.0

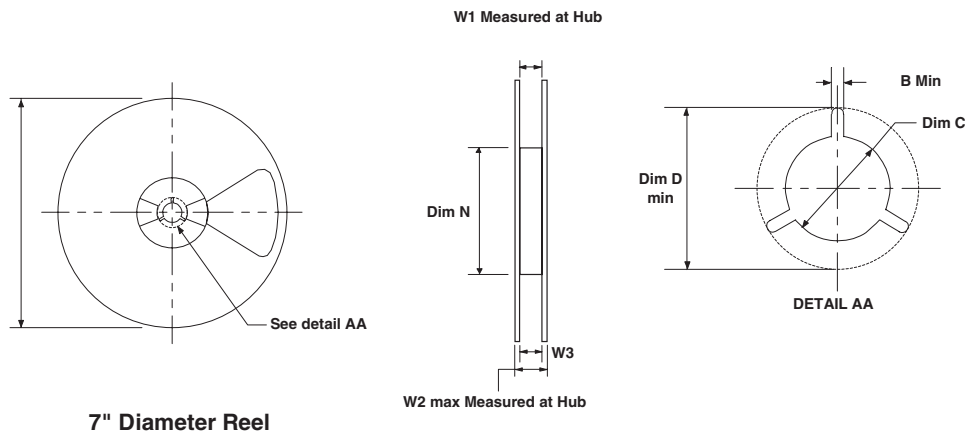


Dimensions are in millimeter														
Pkg type	A0	B0	W	D0	D1	E1	E2	F	P1	P0	K0	T	Wc	Tc
FC-18A MOSFET BGA (12mm)	2.90 +/-0.10	4.40 +/-0.10	12.0 +0.3/ -0.1	1.50 +0.10/ -0.00	1.50 +0.25/ -0.00	1.75 +/-0.10	10.25 min	5.50 +/-0.05	4.0 +/-0.1	4.0 +/-0.1	1.05 +/-0.25	0.279 +/-0.02	9.2 +/-0.3	0.06 +/-0.02

Notes: A0, B0, and K0 dimensions are determined with respect to the EIA/Jedec RS-481 rotational and lateral movement requirements (see sketches A, B, and C).



FC-18A MOSFET BGA Reel Configuration: Figure 4.0



Dimensions are in inches and millimeters									
Tape Size	Reel Option	Dim A	Dim B	Dim C	Dim D	Dim N	Dim W1	Dim W2	Dim W3 (LSL-USL)
12mm	7" Dia	7.00 177.8	0.059 1.5	512 +0.020/-0.008 13 +0.5/-0.2	0.795 20.2	2.165 55	0.331 + 0.059/-0.000 8.4 + 1.5/0	0.567 14.4	0.469 - 0.606 11.9 - 15.4