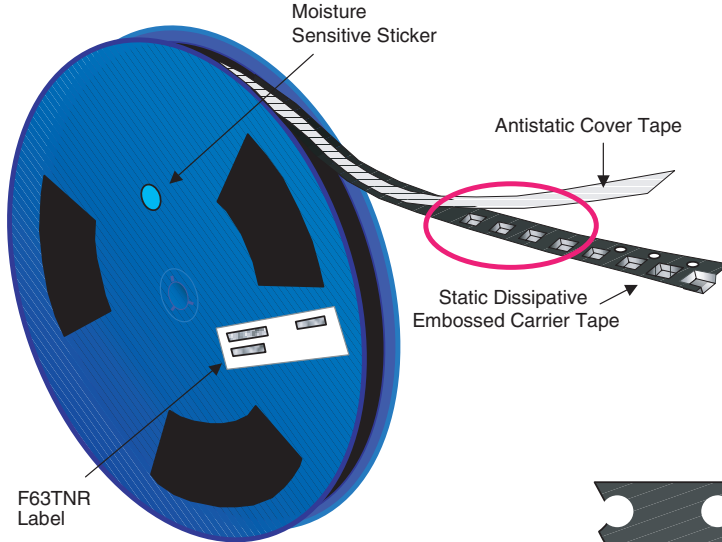


FC-30B 4 x 3.5 mm MOSFET BGA with 30 balls Tape and Reel Data



FC-30B MOSFET BGA Packaging Configuration: Figure 1.0



Packaging Description:

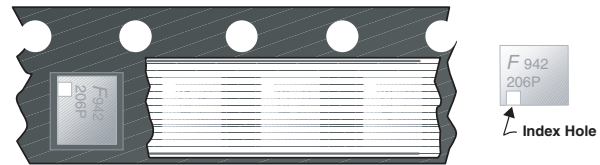
FC-30B MOSFET BGA parts are shipped in tape. The carrier tape is made from a dissipative (carbon filled) polycarbonate resin. The cover tape is a multilayer film (Heat Activated Adhesive in nature) primarily composed of polyester film, adhesive layer, sealant, and anti-static sprayed agent. These reeled parts in standard option are shipped with 3,000 units per 13" or 330mm diameter reel. The reels are dark blue in color and is made of polystyrene plastic (anti-static coated).

These full reels are individually barcode labeled, vacuum packed and placed inside a pizza box (illustrated in figure 1.0) made of recyclable corrugated brown paper. One box contains one reel maximum. Multiple of this box are placed inside a barcode labeled shipping box which comes in different sizes depending on the number of parts shipped.

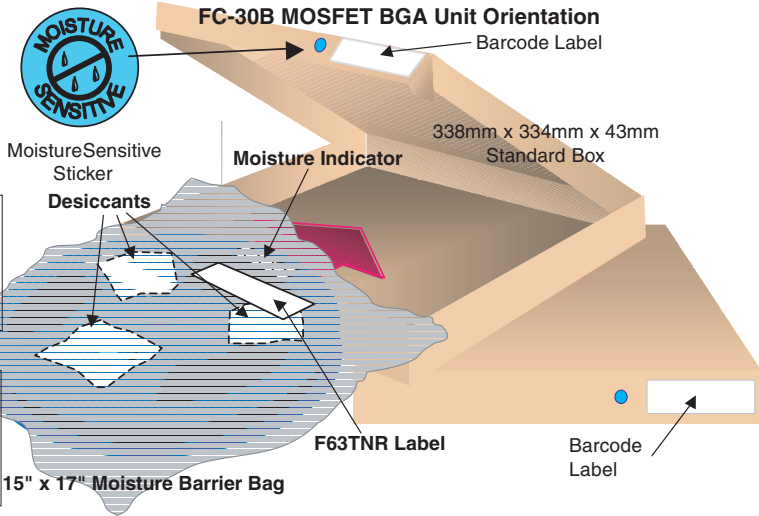
F63TNR Label

FC-30B MOSFET BGA Packaging Information


Packaging Option	Standard (no flow code)
Packaging type	TNR
Qty per Reel/Tube/Bag	3,000
Reel Size	13" Dia
Box Dimension (mm)	338x334x43
Max qty per Box	3,000
Weight per unit (gm)	0.0824
Weight per Reel (kg)	0.6597
Note/Comments	




FC-30B MOSFET BGA Unit Orientation



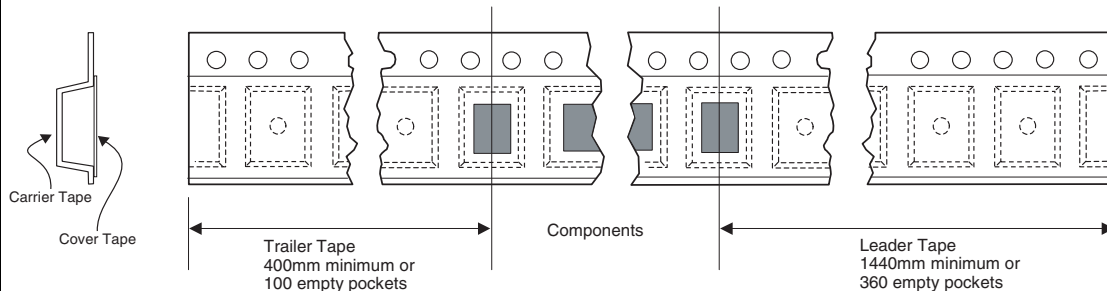
F63TNR Label sample



BOXTNR Label sample



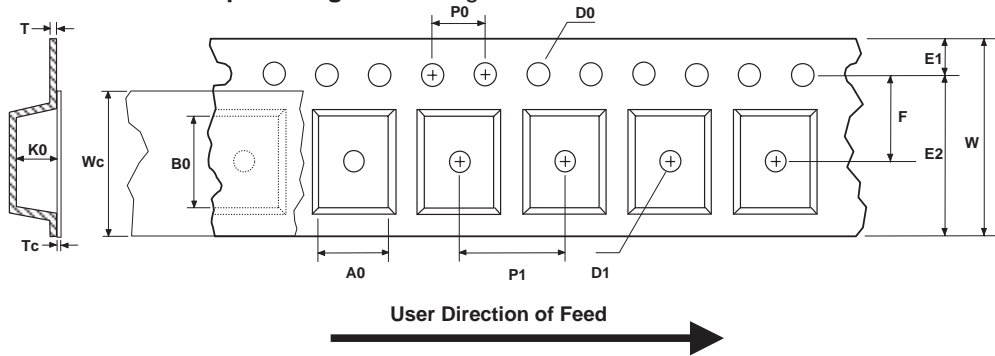
FC-30B MOSFET BGA Tape Leader and Trailer Configuration: Figure 2.0



FC-30B 4 x 3.5 mm MOSFET BGA with 30 balls Tape and Reel Data, continued

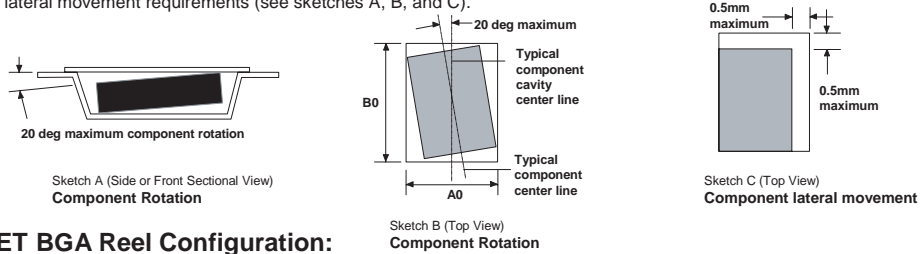
FC-30B MOSFET BGA

Embossed Carrier Tape Configuration: Figure 3.0

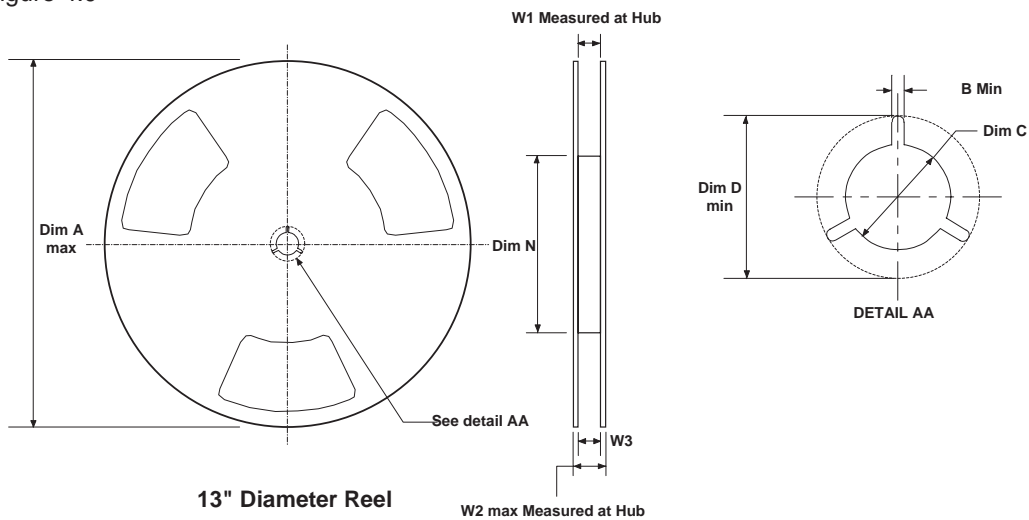


Dimensions are in millimeter														
Pkg type	A0	B0	W	D0	D1	E1	E2	F	P1	P0	K0	T	Wc	Tc
FC-30B MOSFET BGA (12mm)	4.40 +/-0.10	3.90 +/-0.10	12.0 +0.3/ -0.1	1.50 +0.10/ -0.00	1.50 +0.25/ -0.00	1.75 +/-0.10	10.25 min	5.50 +/-0.05	8.0 +/-0.1	4.0 +/-0.1	1.05 +/-0.25	0.279 +/-0.02	9.2 +/-0.3	0.06 +/-0.02

Notes: A0, B0, and K0 dimensions are determined with respect to the EIA/Jedec RS-481 rotational and lateral movement requirements (see sketches A, B, and C).



FC-30B MOSFET BGA Reel Configuration: Figure 4.0



Dimensions are in inches and millimeters									
Tape Size	Reel Option	Dim A	Dim B	Dim C	Dim D	Dim N	Dim W1	Dim W2	Dim W3 (LSL-USL)
12mm	13" Dia	13.00 330	0.059 1.5	512 +0.020/-0.008 13 +0.5/-0.2	0.795 20.2	7.00 178	0.488 +0.078/-0.000 12.4 +/-0	0.724 18.4	0.469 - 0.606 11.9 - 15.4