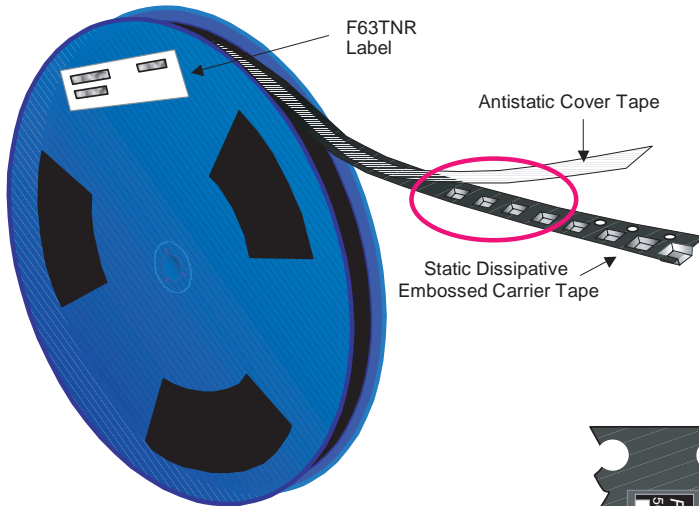


# FC-36A 5.5 x 5 mm MOSFET BGA Tape and Reel Dimensions



## FC-36A MOSFET BGA Packaging Configuration: Figure 1



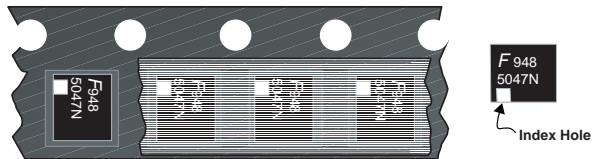
### Packaging Description:

FC-36A MOSFET BGA parts are shipped in tape. The carrier tape is made from a dissipative (carbon filled) polycarbonate resin. The cover tape is a multilayer film (Heat Activated Adhesive in nature) primarily composed of polyester film, adhesive layer, sealant, and anti-static sprayed agent. These reeled parts in standard option are shipped with 3,000 units per 13" or 330cm diameter reel. The reels are dark blue in color and is made of polystyrene plastic (anti-static coated).

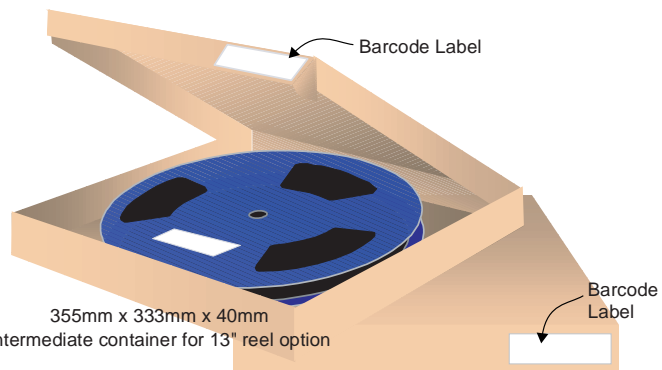
These full reels are individually barcode labeled and placed inside a standard intermediate box (illustrated in figure 1.0) made of recyclable corrugated brown paper. One box contains two reels maximum. These boxes are placed inside a barcode labeled shipping box which comes in different sizes depending on the number of parts shipped.

## FC-36A MOSFET BGA Packaging Information


Packaging Option	Standard (no flow code)
Packaging Type	TNR
Qty per Reel/Tube/Bag	3,000
Reel Size	13" Dia
Box Dimension (mm)	355x333x40
Max. qty per Box	6,000
Weight per unit (gm)	0.1225
Weight per Reel (kg)	0.6928
Note/Comments	



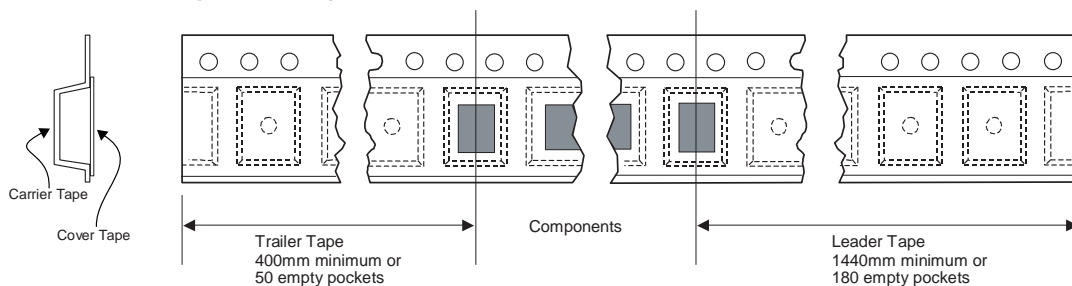
FC-36A MOSFET BGA Unit Orientation



### F63TNR Label Sample

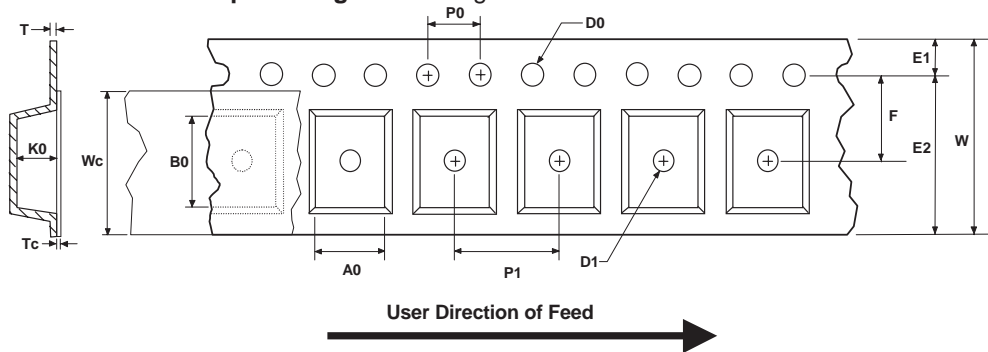


## FC-36A MOSFET BGA Tape Leader and Trailer Configuration: Figure 2



# FC-36A 5.5 x 5 mm MOSFET BGA Tape and Reel Dimensions

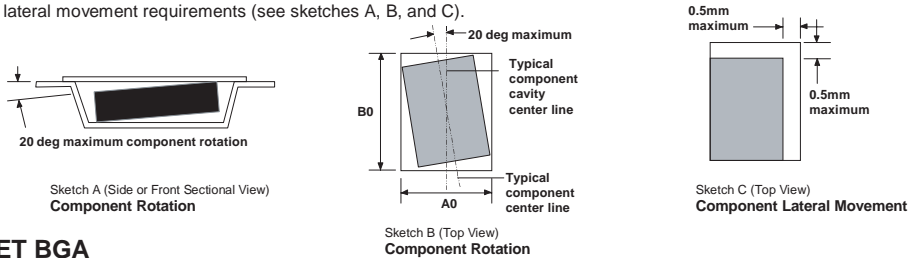
## FC-36A MOSFET BGA Embossed Carrier Tape Configuration: Figure 1



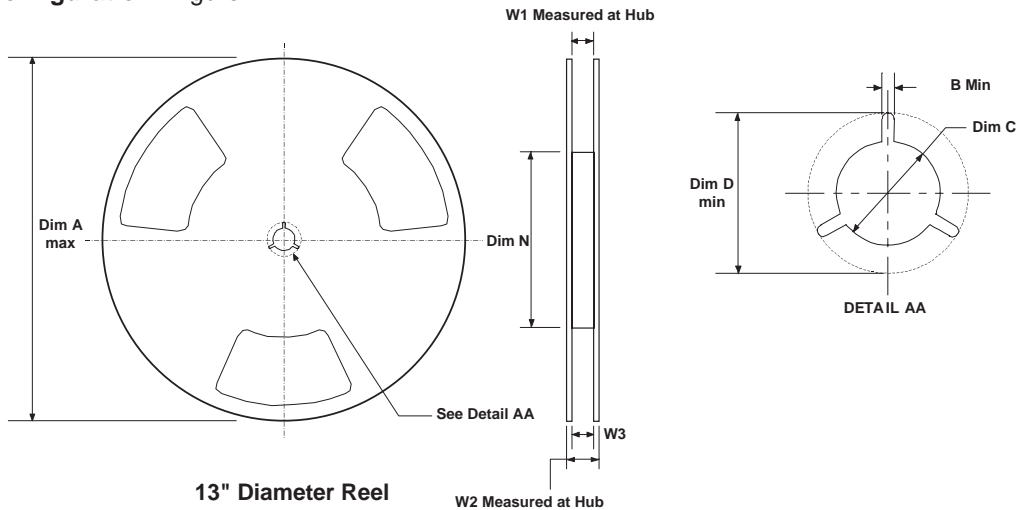
Dimensions are in millimeters

Pkg type	A0	B0	W	D0	D1	E1	E2	F	P1	P0	K0	T	Wc	Tc
FC-36A MOSFET BGA (12mm)	5.40 +/-0.10	5.90 +/-0.10	12.0 +0.3/ -0.1	1.50 +0.10/ -0.00	1.50 +0.25/ -0.00	1.75 +/-0.10	10.25 min	5.50 +/-0.05	8.0 +/-0.1	4.0 +/-0.1	1.35 +/-0.10	0.279 +/-0.02	9.2 +/-0.3	0.06 +/-0.02

Notes: A0, B0, and K0 dimensions are determined with respect to the EIA/Jedec RS-481 rotational and lateral movement requirements (see sketches A, B, and C).



## FC-36A MOSFET BGA Configuration: Figure 2



Dimensions are in inches and millimeters

Tape Size	Reel Option	Dim A	Dim B	Dim C	Dim D	Dim N	Dim W1	Dim W2	Dim W3 (LSL-USL)
12mm	13" Dia	13.00 330	0.059 1.5	512 +0.020/-0.008 13 +0.5/-0.2	0.795 20.2	7.00 178	0.488 +0.078/-0.000 12.4 +2/0	0.724 18.4	0.469 - 0.606 11.9 - 15.4