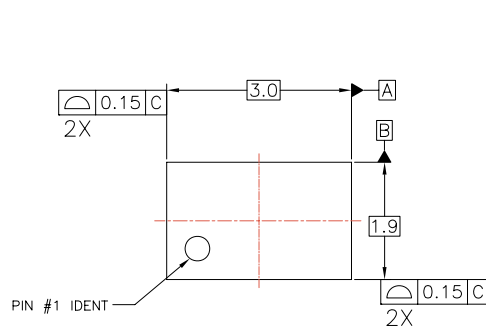


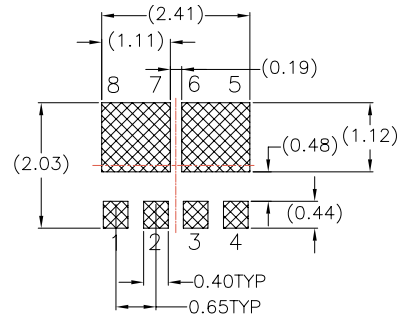
MLP 3 x 1.9 - 8L Dual Package Dimensions



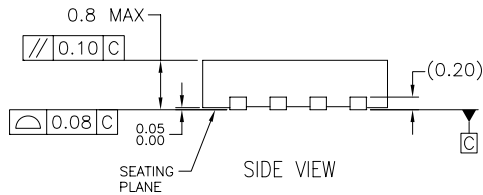
MLP 3 x 1.9 - 8L Dual



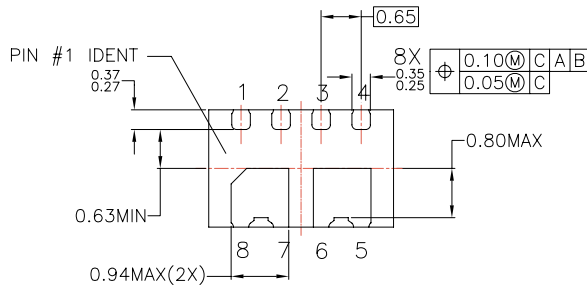
TOP VIEW



RECOMMENDED LAND PATTERN



SIDE VIEW



BOTTOM VIEW

NOTES:

- Ⓐ DOES NOT FULLY CONFORM TO JEDEC REGISTRATION, MO-229, DATED 11/2001.
- B. DIMENSIONS ARE IN MILLIMETERS.
- C. DIMENSIONS AND TOLERANCES PER ASME Y14.5M, 1994

MLP08XrevA