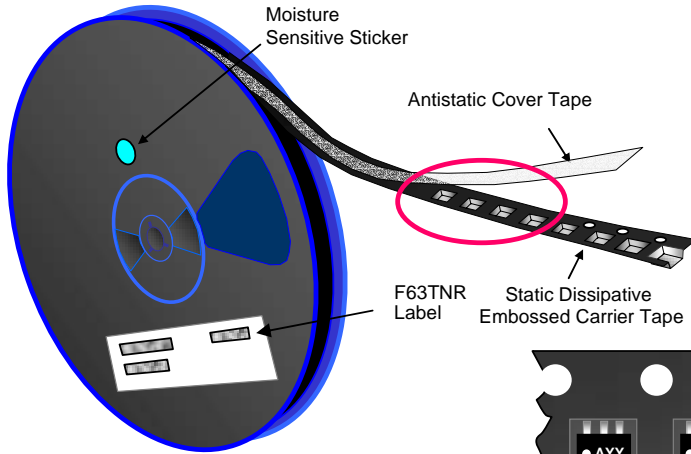


**PLEASE NOTE:
FOR DETAILED PACKAGE DIMENSIONS, PLEASE REFER TO THE PRODUCT DATASHEET**

SC75-6 Bottomless Tape and Reel Data




SC75-6 Bottomless Packaging Configuration: Figure 1.0



Packaging Description:

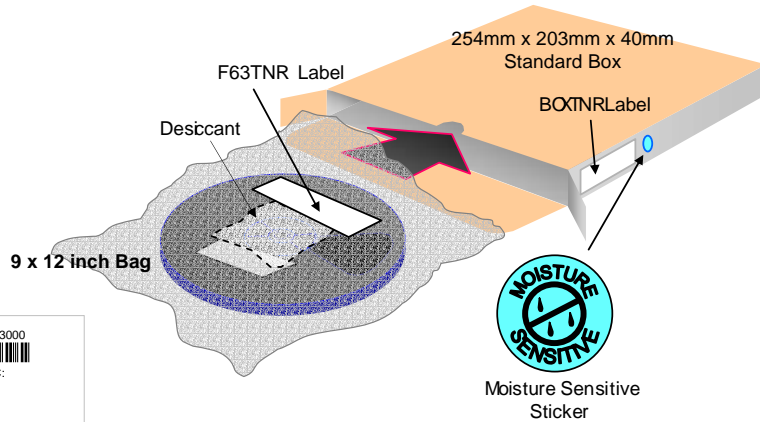
SC75-6 Bottomless parts are shipped in tape and reel. The carrier tape is made from a dissipative (carbon filled) polycarbonate resin. The cover tape is a multilayer film (Heat Activated Adhesive in nature) primarily composed of polyester film, adhesive layer, sealant, and anti-static sprayed agent. These reeled parts in standard option are shipped with 3,000 units per 7" or 177cm diameter reel. The reels are dark blue in color and is made of polystyrene plastic (anti-static coated).

These full reels are individually labeled, dry packed and placed inside a standard intermediate made of recyclable corrugated brown paper with a Fairchild logo printing. One pizza box contains one reel maximum. Multiple of this box are placed inside a labeled shipping box which comes in different sizes depending on the number of parts shipped.



SC75-6 Bottomless Unit Orientation

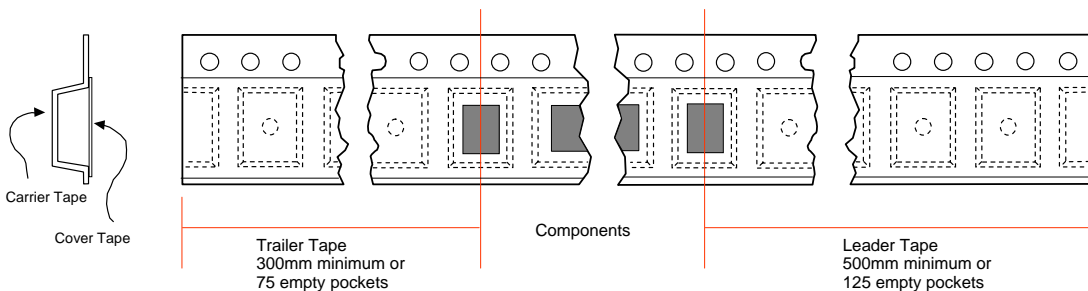
SC75-6 Bottomless Packaging Information	
Packaging Option	Standard (no flow code)
Packaging type	TNR
Qty per Reel/Tube/Bag	3,000
Reel Size	7" Dia
Box Dimension (mm)	254x203x40
Max qty per Box	15,000
Weight per unit (gm)	0.005
Weight per Reel (kg)	0.113
Note/Comments	



F63TNR Label sample

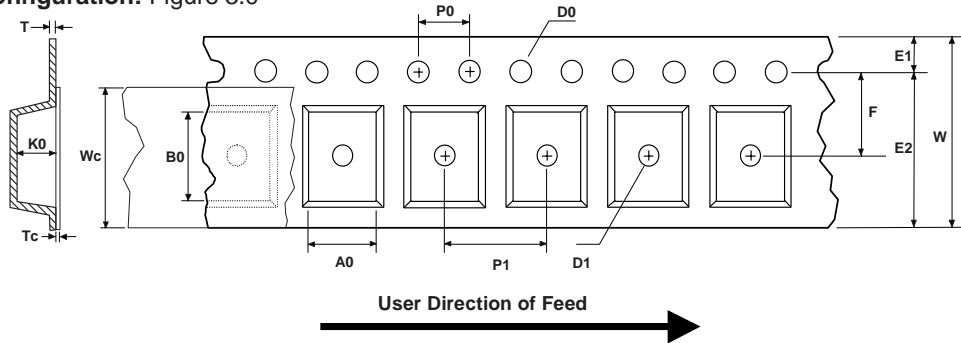
LOT: CBVK741B019	QTY: 3000
FSID: FDG6302P	SPEC:
D/C1: D0152AB	QTY1:
D/C2:	QTY2:
FAIRCHILD SEMICONDUCTOR CORPORATION (F63TNR)	

SC75-6 Bottomless Tape Leader and Trailer Configuration: Figure 2.0



SC75-6 Bottomless Tape and Reel Data, continued

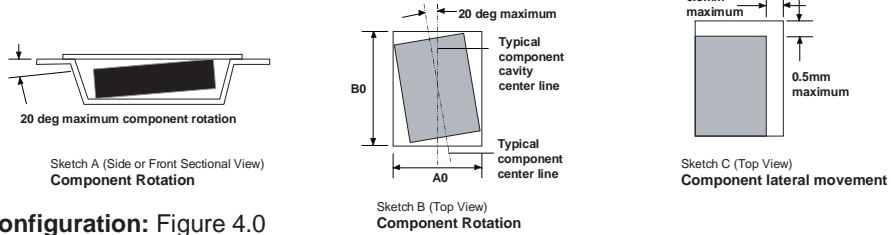
SC75-6 Embossed Carrier Tape Configuration: Figure 3.0



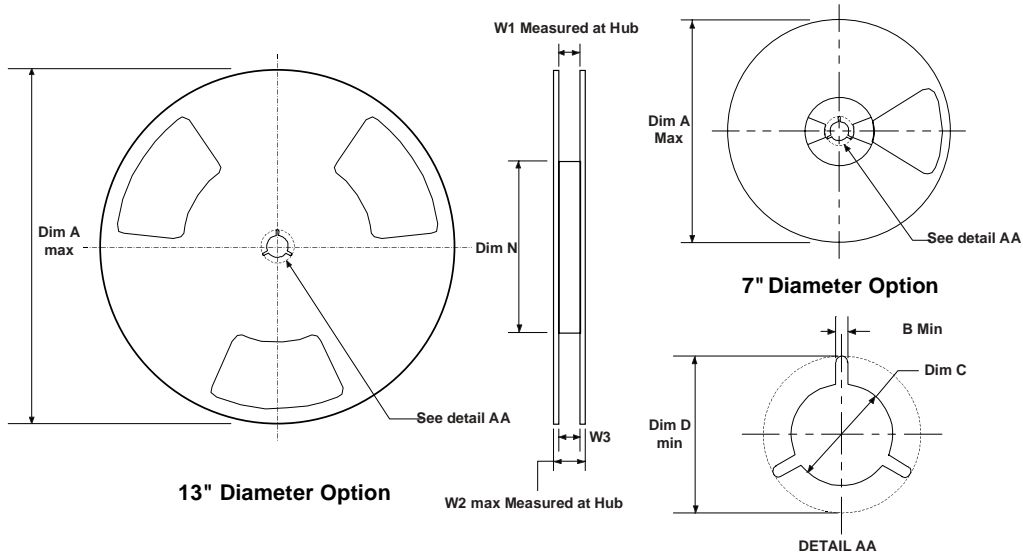
Dimensions are in millimeter

Pkg type	A0	B0	W	D0	D1	E1	E2	F	P1	P0	K0	T	Wc	Tc
SC75-6 (8mm)	1.83 +/-0.10	2.23 +/-0.10	8.0 +/-0.3	1.50 +/-0.10	1.00 +/-0.25	1.75 +/-0.10	6.25 min	3.50 +/-0.05	4.0 +/-0.10	4.0 +/-0.1	1.10 +/-0.10	0.25 +/-0.150	5.2 +/-0.1	0.06 +/-0.02

Notes: A0, B0, and K0 dimensions are determined with respect to the EIA/Jedec RS-481 rotational and lateral movement requirements (see sketches A, B, and C).



SC75-6 Reel Configuration: Figure 4.0



Dimensions are in inches and millimeters

Tape Size	Reel Option	Dim A	Dim B	Dim C	Dim D	Dim N	Dim W1	Dim W2	Dim W3 (LSL-USL)
8mm	7" Dia	7.00 177.8	0.059 1.5	0.512 +0.020/-0.008 13 +0.5/-0.2	0.795 20.2	2.165 55	0.331 +0.059/-0.000 8.4 +1.5/0	0.567 14.4	0.311 - 0.429 7.9 - 10.9
8mm	13" Dia	13.00 330	0.059 1.5	0.512 +0.020/-0.008 13 +0.5/-0.2	0.795 20.2	4.00 100	0.331 +0.059/-0.000 8.4 +1.5/0	0.567 14.4	0.311 - 0.429 7.9 - 10.9