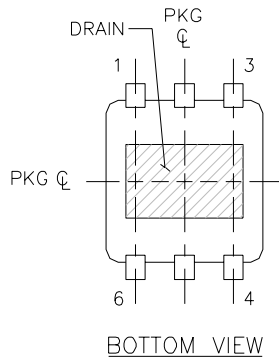
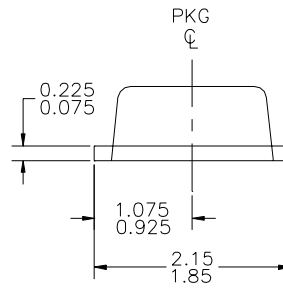
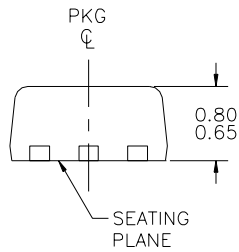
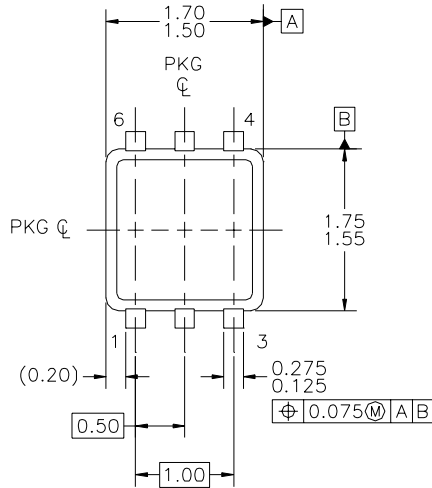


SC75-6 FLMP Package Dimensions



SC75-6 FLMP



NOTES: UNLESS OTHERWISE SPECIFIED

- A) NO PACKAGE STANDARD REFERENCE AS OF JULY 13, 2000.
- B) ALL DIMENSIONS ARE IN MILLIMETERS.
- C) DIMENSIONS DO NOT INCLUDE BURRS OR MOLD FLASH.
- D) LEAD TIP BURR:
 HORIZONTAL: 0.10 mm MAX
 VERTICAL UP: 0.10 mm MAX
 VERTICAL DOWN: 0.05 mm MAX