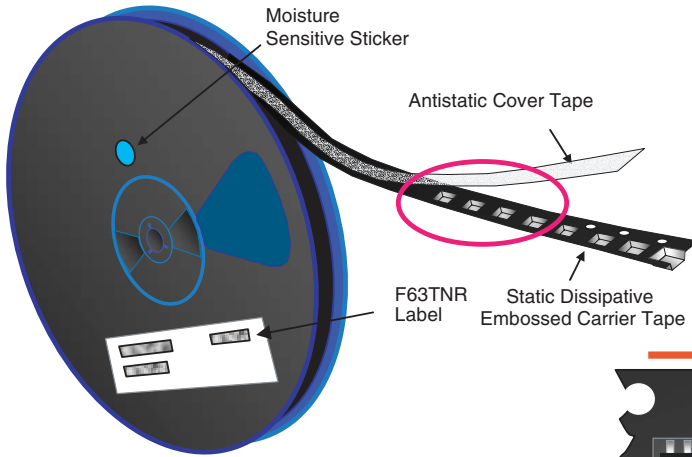


**PLEASE NOTE:  
FOR DETAILED PACKAGE DIMENSIONS, PLEASE REFER TO THE PRODUCT DATASHEET**

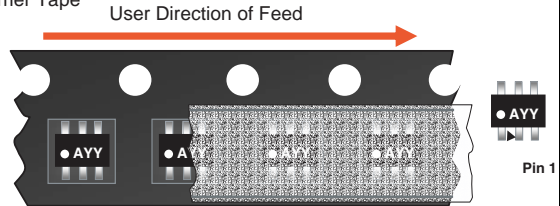
### SC75-6 FLMP Tape and Reel Data



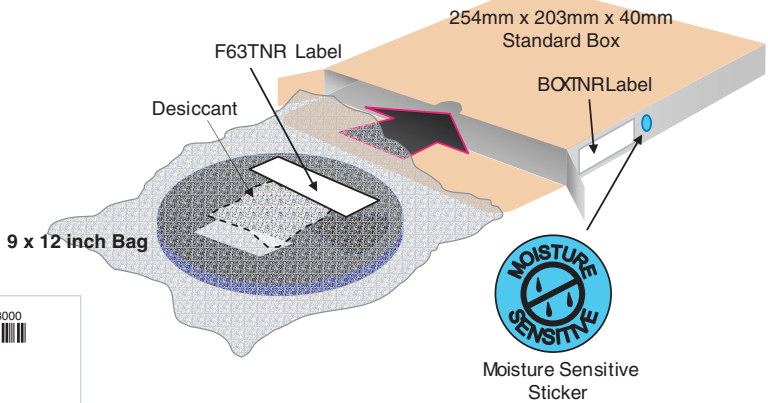
#### SC75-6 FLMP Packaging Configuration: Figure 1.0



**Packaging Description:**  
 SC75-6 FLMP parts are shipped in tape and reel. The carrier tape is made from a dissipative (carbon filled) polycarbonate resin. The cover tape is a multilayer film (Heat Activated Adhesive in nature) primarily composed of polyester film, adhesive layer, sealant, and anti-static sprayed agent. These reeled parts in standard option are shipped with 3,000 units per 7" or 177mm diameter reel. The reels are dark blue in color and is made of polystyrene plastic (anti-static coated).  
 These full reels are individually labeled, vacuum packed and placed inside a standard box made of recyclable corrugated brown paper with a Fairchild logo printing. One box contains one reel maximum. Multiple of this box are placed inside a labeled shipping box which comes in different sizes depending on the number of parts shipped.



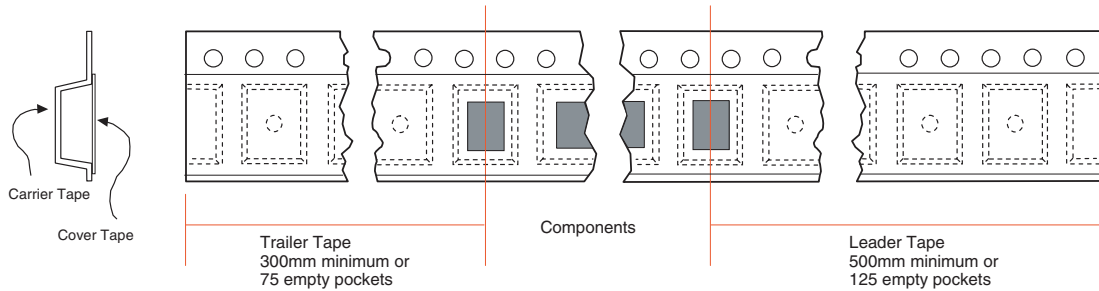
SC75-6 FLMP Packaging Information	
Packaging Option	Standard (no flow code)
Packaging type	TNR
Qty per Reel/Tube/Bag	3,000
Reel Size	7" Dia
Box Dimension (mm)	254x203x40
Max qty per Box	3,000
Weight per unit (gm)	0.005
Weight per Reel (kg)	0.113
Note/Comments	



**F63TNR Label sample**

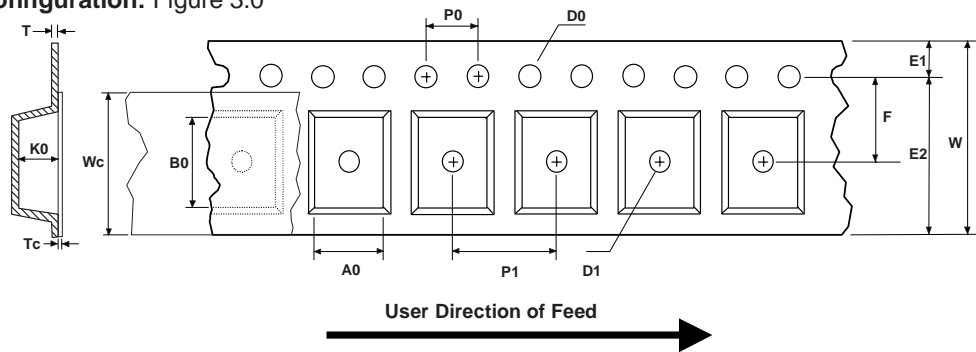
LOT: CBVK741B019 QTY: 3000  
 FSID: FDG6302P SPEC:  
 D/C1: D0152AB QTY1: SPEC REV:  
 D/C2: QTY2: CPN:  
 FAIRCHILD SEMICONDUCTOR CORPORATION (F63TNR)

#### SC75-6 FLMP Tape Leader and Trailer Configuration: Figure 2.0



# SC75-6 FLMP Tape and Reel Data, continued

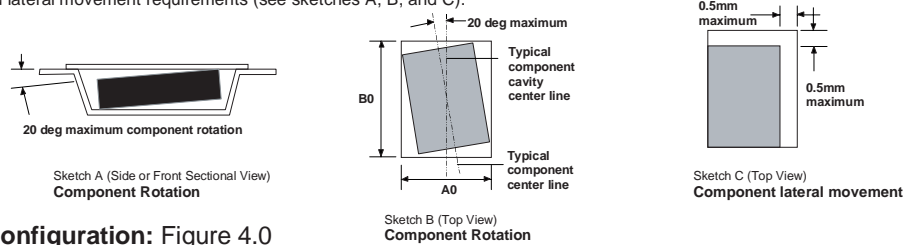
## SC75-6 Embossed Carrier Tape Configuration: Figure 3.0



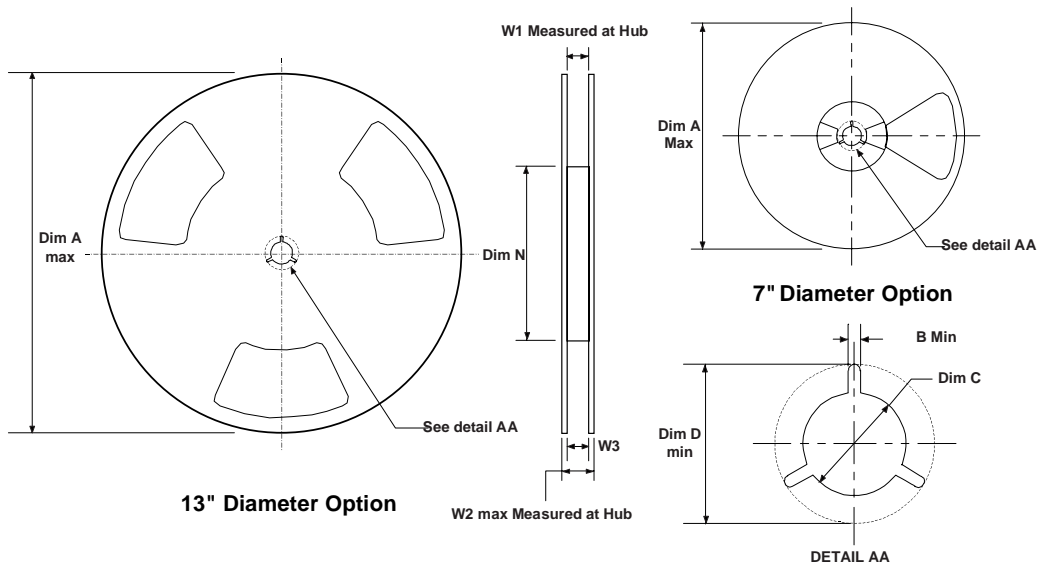
Dimensions are in millimeter

Pkg type	A0	B0	W	D0	D1	E1	E2	F	P1	P0	K0	T	Wc	Tc
SC75-6 (8mm)	1.83 +/-0.10	2.23 +/-0.10	8.0 +/-0.3	1.50 +/-0.10	1.00 +/-0.25	1.75 +/-0.10	6.25 min	3.50 +/-0.05	4.0 +/-0.10	4.0 +/-0.1	1.10 +/-0.10	0.25 +/-0.150	5.2 +/-0.1	0.06 +/-0.02

Notes: A0, B0, and K0 dimensions are determined with respect to the EIA/Jedec RS-481 rotational and lateral movement requirements (see sketches A, B, and C).



## SC75-6 Reel Configuration: Figure 4.0



Dimensions are in inches and millimeters

Tape Size	Reel Option	Dim A	Dim B	Dim C	Dim D	Dim N	Dim W1	Dim W2	Dim W3 (LSL-USL)
8mm	7" Dia	7.00 177.8	0.059 1.5	0.512 +0.020/-0.008 13 +0.5/-0.2	0.795 20.2	2.165 55	0.331 +0.059/-0.000 8.4 +1.5/0	0.567 14.4	0.311 - 0.429 7.9 - 10.9
8mm	13" Dia	13.00 330	0.059 1.5	0.512 +0.020/-0.008 13 +0.5/-0.2	0.795 20.2	4.00 100	0.331 +0.059/-0.000 8.4 +1.5/0	0.567 14.4	0.311 - 0.429 7.9 - 10.9