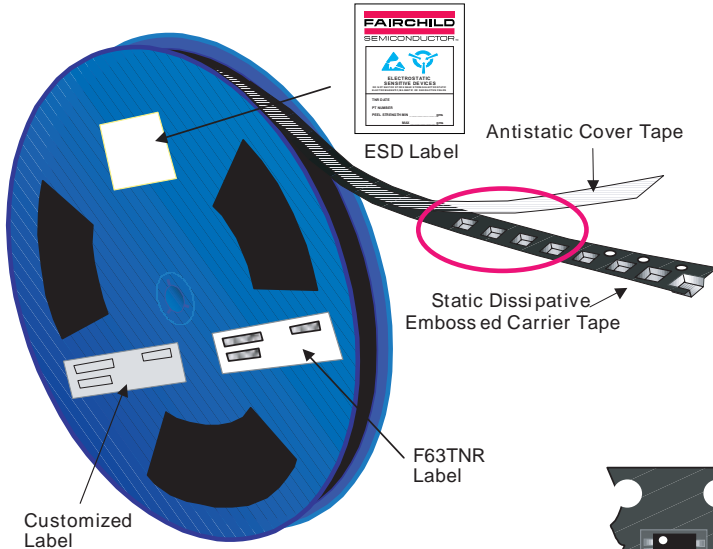


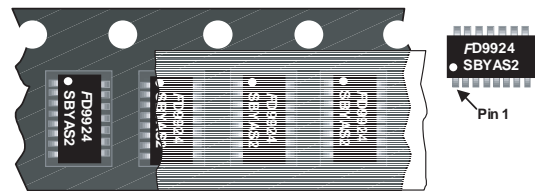
SOIC-14 Tape and Reel Data and Package Dimensions



SOIC(14lds) Packaging Configuration: Figure 1.0

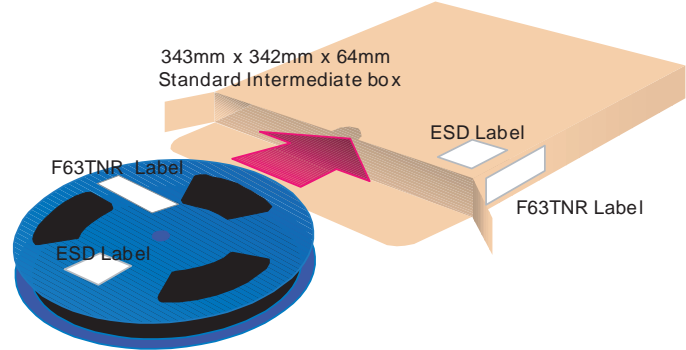


Packaging Description:
 SOIC-14 parts are shipped in tape. The carrier tape is made from a dissipative (carbon filled) polycarbonate resin. The cover tape is a multilayer film (Heat Activated Adhesive in nature) primarily composed of polyester film, adhesive layer, sealant, and anti-static sprayed agent. These reeled parts in standard option are shipped with 2,500 units per 13" or 330cm diameter reel. The reels are dark blue in color and is made of polystyrene plastic (anti-static coated). This and some other options are further described in the Packaging Information table.
 These full reels are individually barcode labeled and placed inside a standard intermediate box (illustrated in figure 1.0) made of recyclable corrugated brown paper. One box contains two reels maximum. And these boxes are placed inside a barcode labeled shipping box which comes in different sizes depending on the number of parts shipped.




SOIC-14 Unit Orientation

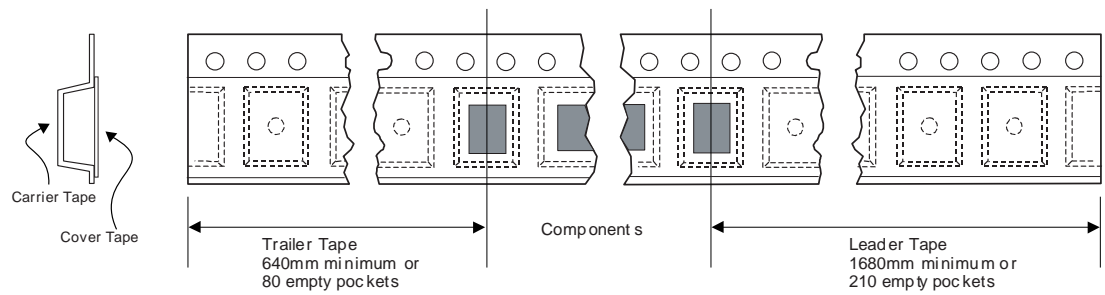
SOIC (14lds) Packaging Information			
Packaging Option	Standard (no flow code)	L99Z	L86Z
Packaging type	TNR	TNR	Rail/Tube
Qty per Reel/Tube/Bag	2,500	2,500	45
Reel Size	13" Dia	13" Dia	-
Box Dimension (mm)	343x64x343	343x64x343	530x130x83
Max qty per Box	5,000	5,000	13,500
Weight per unit (gm)	0.1292	0.1292	0.1292
Weight per Reel (kg)	0.7437	0.7437	-
Note/Comments		No marking required	



F63TNR Label sample

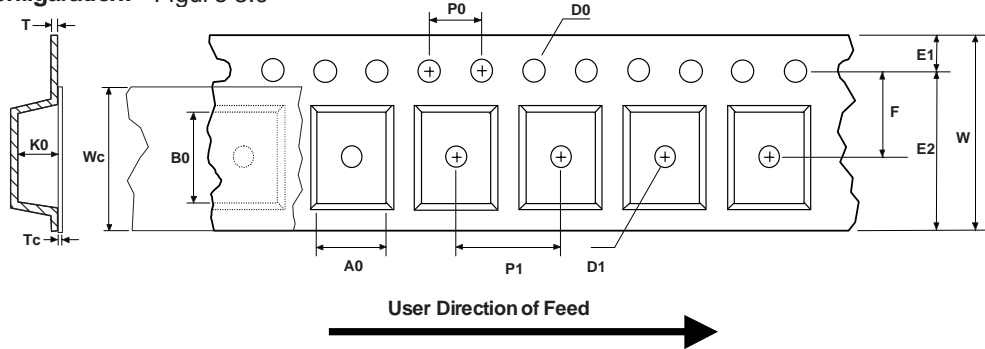


SOIC(14lds) Tape Leader and Trailer Configuration: Figure 2.0



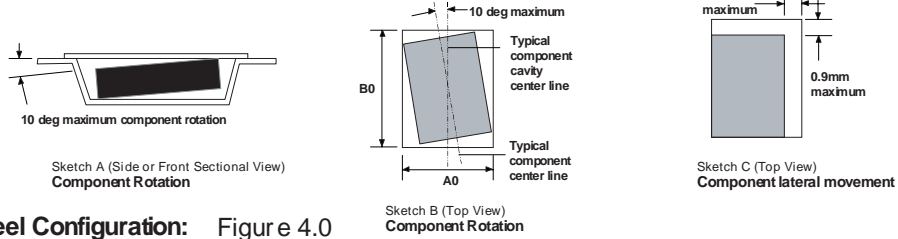
SOIC-14 Tape and Reel Data and Package Dimensions, continued

SOIC(14lds) Embossed Carrier Tape Configuration: Figure 3.0

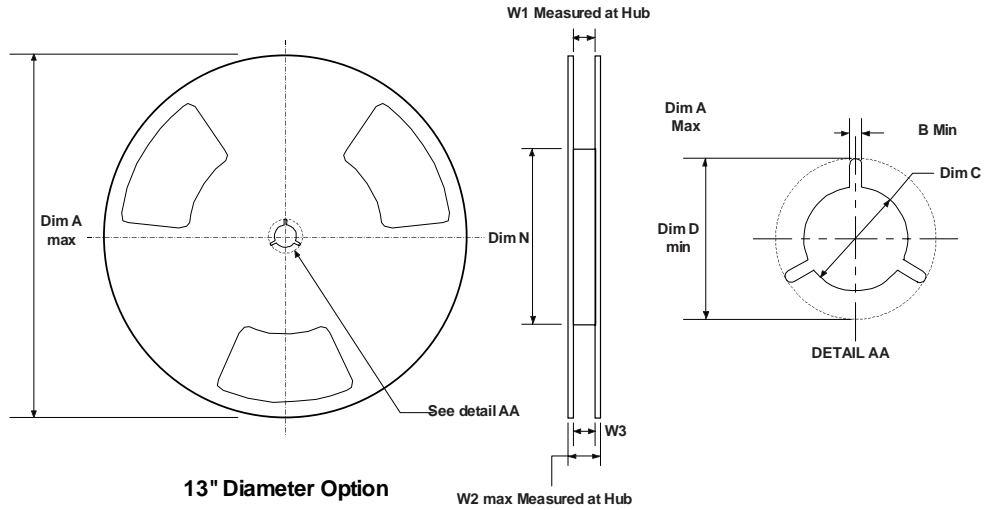


Dimensions are in millimeter														
Pkg type	A0	B0	W	D0	D1	E1	E2	F	P1	P0	K0	T	Wc	Tc
SOIC(14lds) (16mm)	6.60 +/-0.30	9.35 +/-0.25	16.0 +/-0.3	1.55 +/-0.05	1.60 +/-0.10	1.75 +/-0.10	14.25 min	7.50 +/-0.05	8.0 +/-0.1	4.0 +/-0.1	2.40 +/-0.40	0.450 +/-0.150	13.0 +/-0.3	0.06 +/-0.02

Notes: A0, B0, and K0 dimensions are determined with respect to the EIA/Jedec RS-481 rotational and lateral movement requirements (see sketches A, B, and C).





SOIC(14lds) Reel Configuration: Figure 4.0



Dimensions are in inches and millimeters									
Tape Size	Reel Option	Dim A	Dim B	Dim C	Dim D	Dim N	Dim W1	Dim W2	Dim W3 (LSL-USL)
16mm	13" Dia	13.00 330	0.059 1.5	512 +0.020/-0.008 13 +0.5/-0.2	0.795 20.2	4.00 100	0.646 +0.078/-0.000 16.4 +2/0	0.882 22.4	0.626 - 0.764 15.9 - 19.4

SOIC-14 Tape and Reel Data and Package Dimensions, continued

SOIC-14 (FS PKG Code S2, S4, S5)

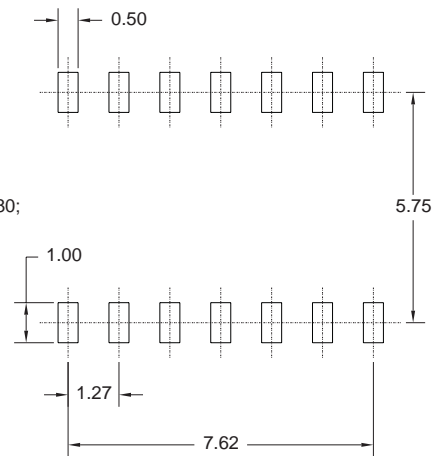
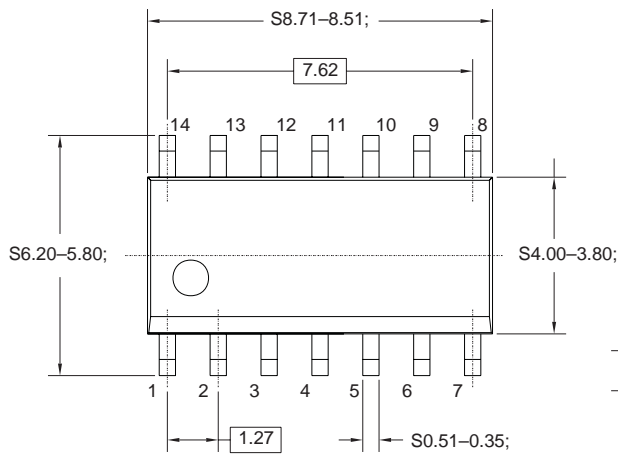


1:1

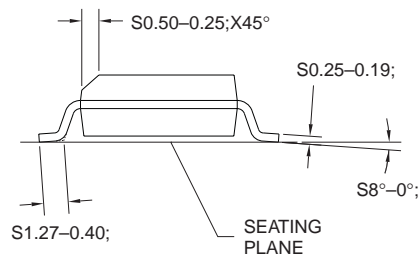
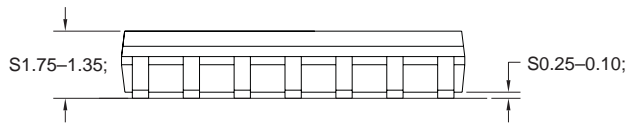
Scale 1:1 on letter size paper

Dimensions shown below are in:
inches [millimeters]

Part Weight per unit (gram): 0.1292



LAND PATTERN RECOMMENDATION



NOTES: UNLESS OTHERWISE SPECIFIED

- A) THIS PACKAGE CONFORMS TO JEDEC MS-012, VARIATION AB, ISSUED DATED MAY 1990.
- B) ALL DIMENSIONS ARE IN MILLIMETERS
- C) STANDARD LEAD FINISHED 200 MICROINCHES / 5.08 MICRONS MIN. LEAD/TIN (SOLDER) ON COPPER