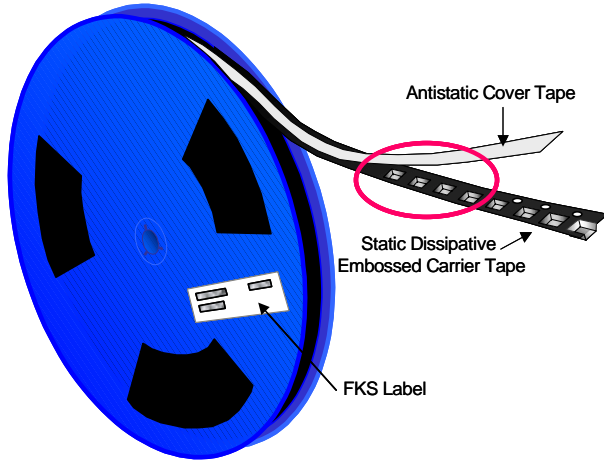


# 8-SOP Tape and Reel Data

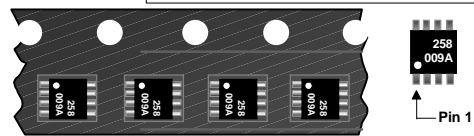


## 8-SOP Packaging Configuration: Figure 1.0



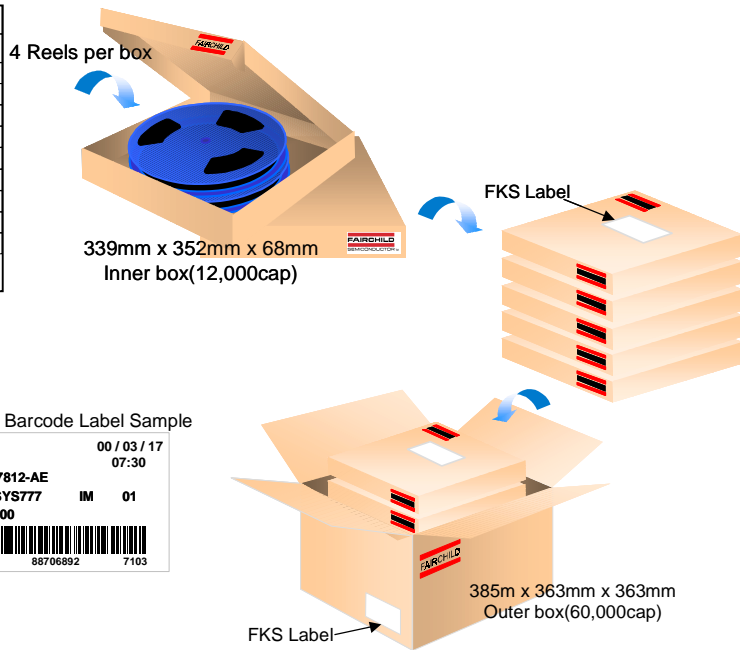
### Packaging Description:

8-SOP-225 parts are shipped normally in tape. The carrier tape is made from a dissipative (carbon filled) polycarbonate resin. The cover tape is a multilayer film (Heat Activated Adhesive in nature) primarily composed of polyester film, adhesive layer, sealant, and anti-static sprayed agent. These reeled parts in standard option are shipped with 3,000(TF)/2,500(STF) units per 13" or 330cm diameter reel. The reels are dark blue or black in color and is made of polystyrene plastic (anti-static coated). This and some other options are further described in the Packaging Information table. These full reels are individually barcode labeled and placed inside a standard intermediate box (illustrated in figure 1.0) made of recyclable corrugated brown paper. One box contains four reels maximum. And these boxes are placed inside a barcode labeled shipping box which comes in different sizes depending on the number of parts shipped.



### 8-SOP Unit Orientation

8-SOP Packaging Information			
Packaging Option	Standard (TF)	Standard (STF)	-
Packaging type	TNR	TNR	Rail/Tube
Qty per Reel/Tube/Bag	3,000	2,500	90
Reel Size	13" Dia	13" Dia	-
Inner Box Dimension (mm)	339x352x68	339x352x68	520x90x40
Max qty per Box	12,000	10,000	8,100
Outer Box Dimension (mm)	385x363x363	385x363x363	554x308x223
Max qty per Box	60,000	50,000	81,000
Weight per unit (gm)	0.0737	0.0737	0.0737
Weight per Reel (kg)	-	-	-
Note/Comments			



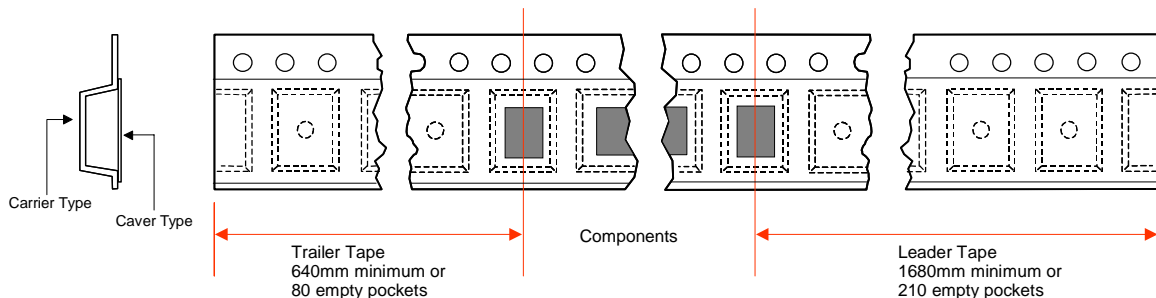
### Inner Box Barcode Label Sample



### Outer Box Barcode Label Sample

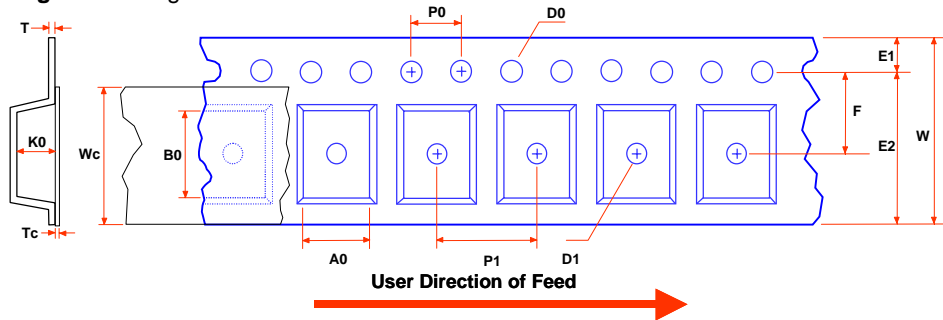


## 8-SOP Tape Leader and Trailer Configuration: Figure 2.0



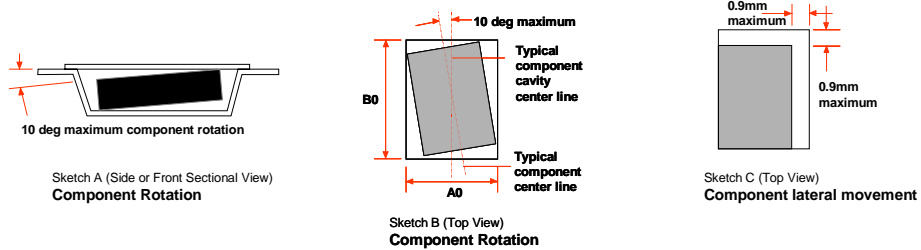
## 8-SOP Tape and Reel Data, continued

### 8-SOP Embossed Carrier Tape Configuration: Figure 3.0

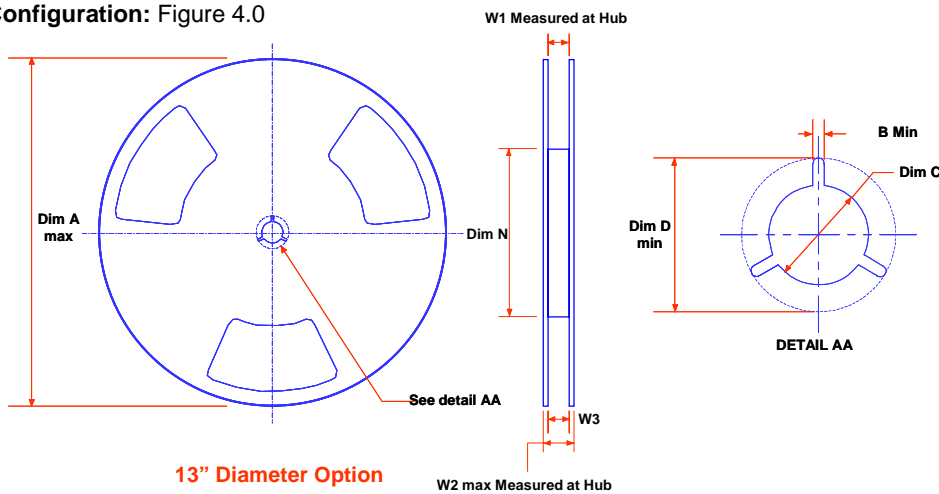


Dimensions are in millimeter														
Pkg type	A0	B0	W	D0	D1	E1	E2	F	P1	P0	K0	T	Wc	Tc
8SOP (12mm)	6.70 +/-0.10	5.40 +/-0.10	12.0 +/-0.3	1.5 +0.10 -0.00	1.50 min	1.75 +/-0.10	10.25 min	5.50 +/-0.10	8.0 +/-0.1	4.0 +/-0.1	2.10 +/-0.10	0.30 +/-0.05	9.5 +/-0.1	0.10 max

Notes: A0, B0, and K0 dimensions are determined with respect to the EIA/Jedec RS-481 rotational and lateral movement requirements (see sketches A, B, and C).



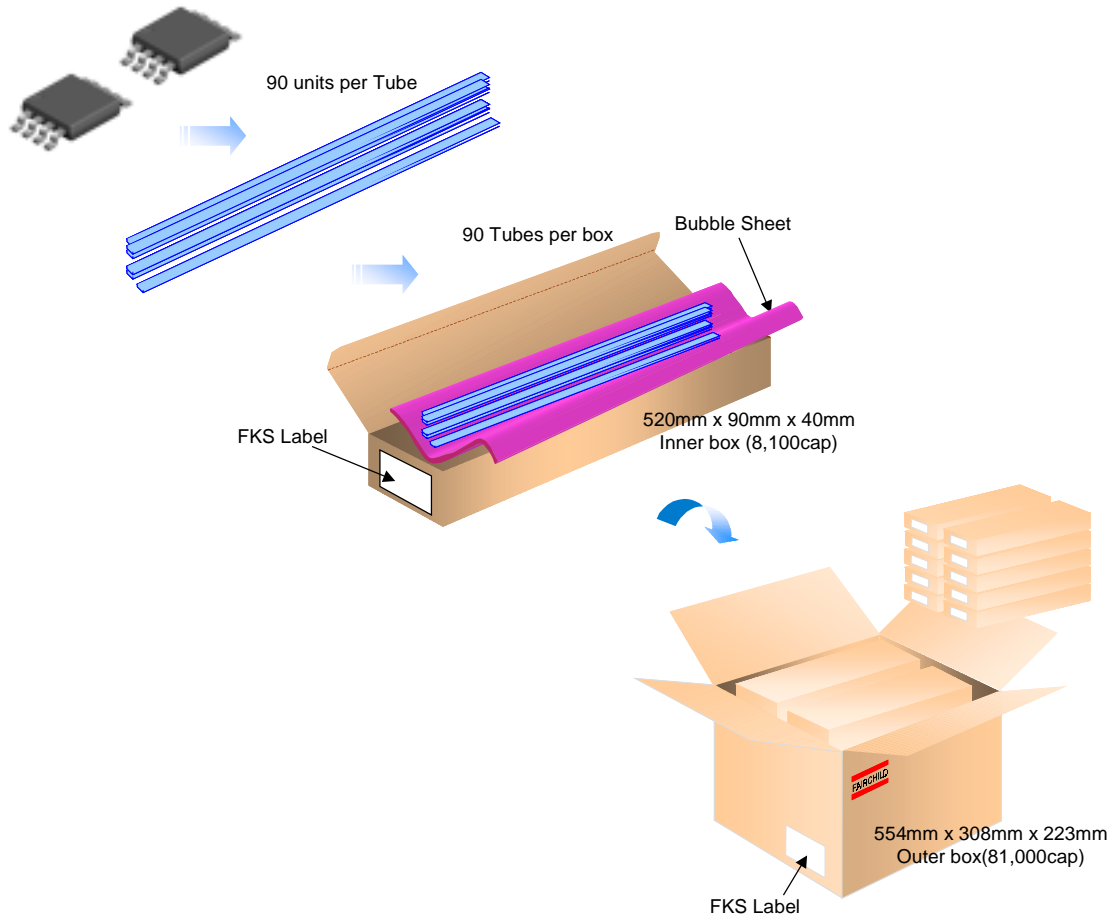
### 8-SOP Reel Configuration: Figure 4.0



Dimensions are in inches and millimeters									
Tape Size	Reel Option	Dim A	Dim B	Dim C	Dim D	Dim N	Dim W1	Dim W2	Dim W3 (LSL-USL)
12.0mm	13" Dia	13.00 330	0.059 1.5	0.512 +0.020/-0.008 13 +0.5/-0.2	0.795 20.2	4.00 100	0.488 +0.078/-0.000 12.4 +2/0	0.724 18.4	0.468 - 0.606 11.9 - 15.4

## 8-SOP Tape and Reel Data, continued

### 8-SOP Tube Packing Configuration: Figure 5.0



### 8-SOP Tube Configuration: Figure 6.0

