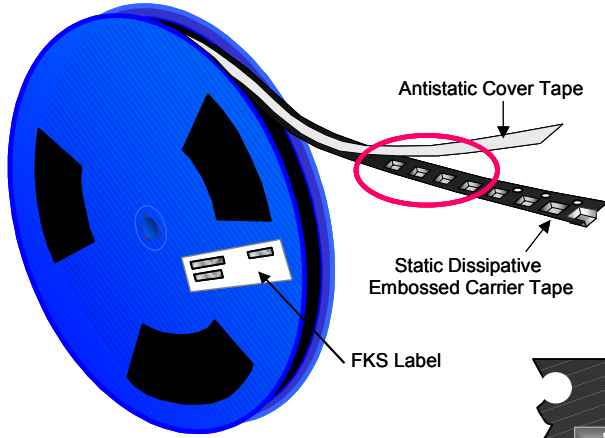


SOT-623F Tape and Reel Data

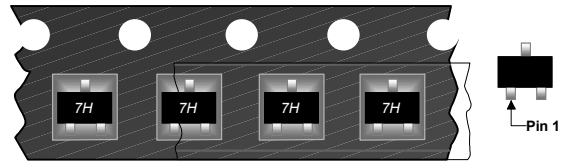


SOT-623F Packaging Configuration: Figure 1.0



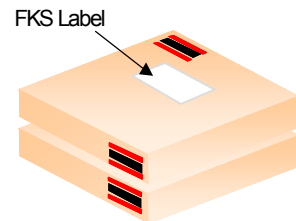
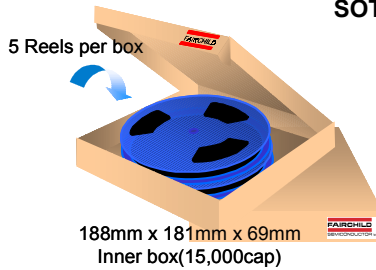
Packaging Description:

SOT-623F parts are shipped in tape. The carrier tape is made from a dissipative (carbon filled) polycarbonate resin. The cover tape is a multilayer film (Heat Activated Adhesive in nature) primarily composed of polyester film, adhesive layer, sealant, and anti-static sprayed agent. These reeled parts in standard option are shipped with 3,000 units per 7" or 17.7cm diameter reel. The reels are clear in color and is made of polystyrene plastic (anti-static coated). This and some other options are further described in the Packaging Information table. These full reels are individually barcode labeled and placed inside a standard intermediate box (illustrated in figure 1.0) made of recyclable corrugated brown paper. One box contains five reels maximum. And these boxes are placed inside a barcode labeled shipping box which comes in different sizes depending on the number of parts shipped.



SOT-623F Unit Orientation

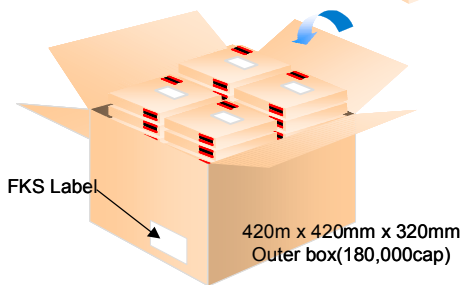
SOT-623F Packaging Information	
Packaging Option	Standard
Packaging type	TNR
Qty per Reel/Tube/Bag	3,000
Reel Size	7" Dia
Inner Box Dimension (mm)	188x181x69
Max qty per Box	15,000
Outer Box Dimension (mm)	420x420x320
Max qty per Box	180,000
Weight per unit (gm)	-
Weight per Reel (kg)	-
Note/Comments	



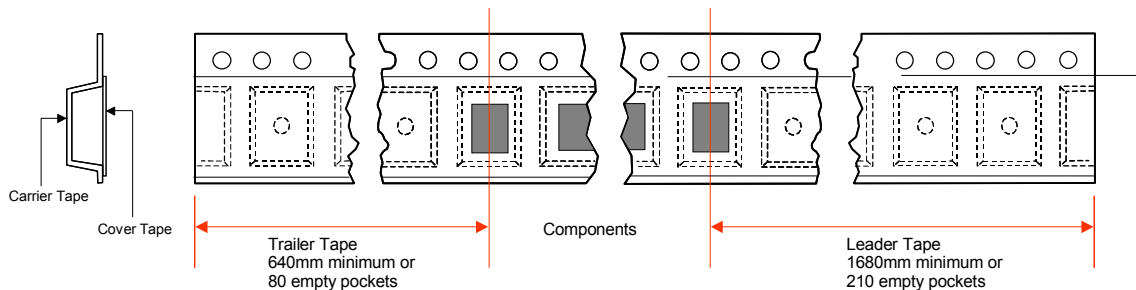
Inner Box Barcode Label Sample



Outer Box Barcode Label Sample

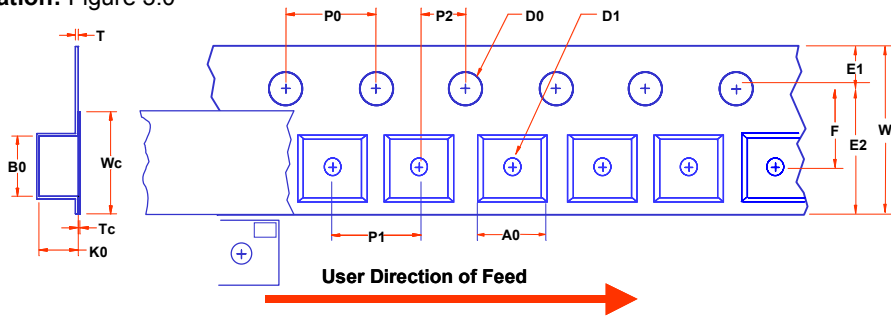


SOT-623F Tape Leader and Trailer Configuration: Figure 2.0



SOT-623F Tape and Reel Data, continued

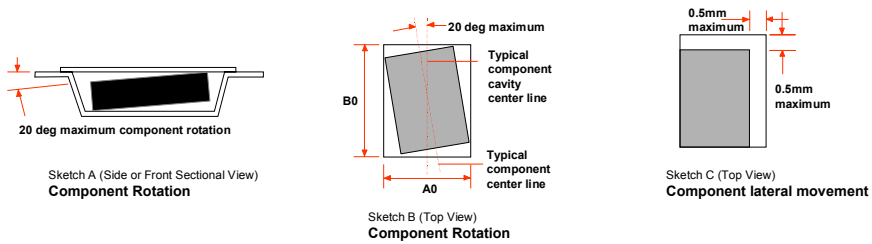
SOT-623F Embossed Carrier Tape Configuration: Figure 3.0



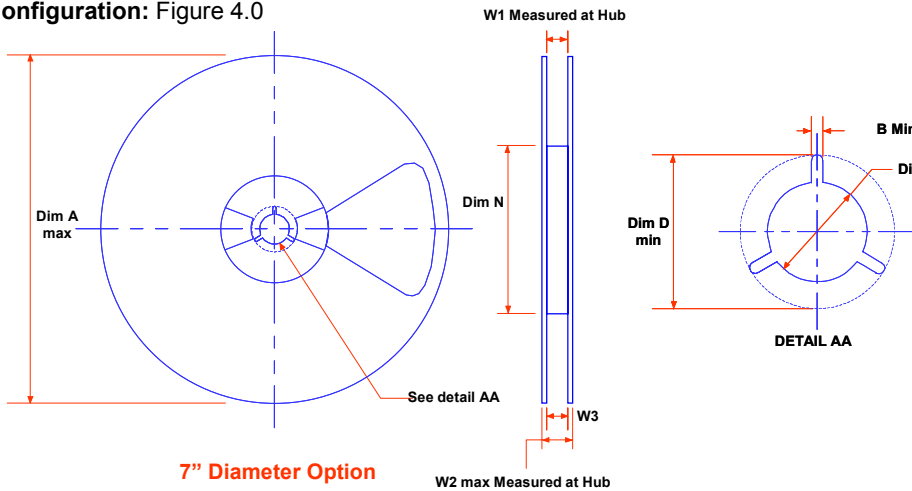
Dimensions are in millimeter

Pkg type	A0	B0	W	D0	D1	E1	E2	F	P1	P0	K0	T	Wc	Tc
SOT-623F (8mm)	1.55 +/-0.05	1.40 +/-0.05	8.0 +/-0.1	1.55 +/-0.05	0.40 +/-0.05	1.75 +/-0.10	6.25 min	3.50 +/-0.05	4.0 +/-0.05	4.0 +/-0.05	0.70 +/-0.05	0.25 +/-0.01	5.3 +/-0.1	0.05 +/-0.02

Notes: A0, B0, and K0 dimensions are determined with respect to the EIA/Jedec RS-481 rotational and lateral movement requirements (see sketches A, B, and C).



SOT-623F Reel Configuration: Figure 4.0



Dimensions are in inches and millimeters

Tape Size	Reel Option	Dim A	Dim B	Dim C	Dim D	Dim N	Dim W1	Dim W2	Dim W3 (LSL-USL)
8.0mm	7" Dia	7.00 177.8	0.0906 2.3	0.519+/-0.012 13.2 +/-0.3	0.921 23.4	2.141 54.4	0.331 +0.059/-0.000 8.4 +1.5/0	0.421 10.70	0.311 - 0.448 7.9 - 11.4