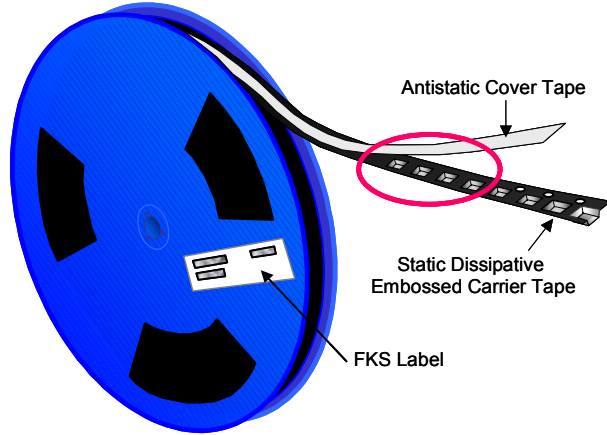


SOT-89 Tape and Reel Data

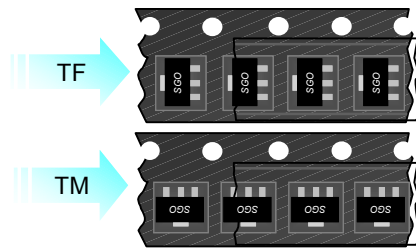


SOT-89 Packaging Configuration: Figure 1.0



Packaging Description:

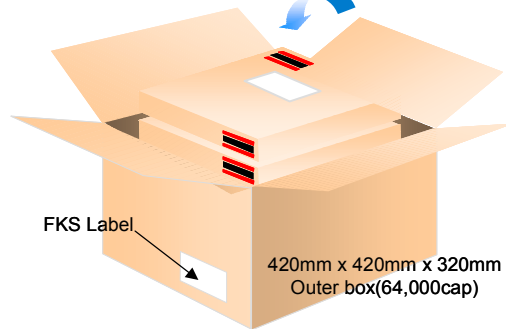
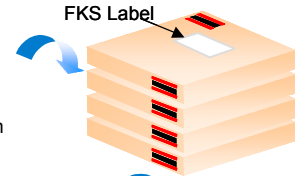
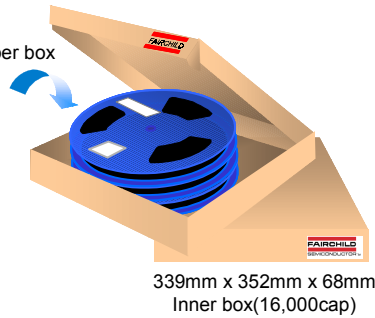
SOT-89 parts are shipped in tape. The carrier tape is made from a dissipative (carbon filled) polycarbonate resin. The cover tape is a multi layer film (Heat Activated Adhesive in nature) primarily composed of polyester film, adhesive layer, sealant, and anti-static sprayed agent. These reeled parts in standard option are shipped with 4000 units per 13" or 330cm diameter reel. The reels are dark blue or black in color and is made of polystyrene plastic (anti-static coated). This and some other options are further described in the Packaging Information table. These full reels are individually barcode labeled and placed inside a standard intermediate box (illustrated in figure 1.0) made of recyclable corrugated brown paper. One box contains four reels maximum. And these boxes are placed inside a barcode labeled shipping box which comes in different sizes depending on the number of parts shipped.



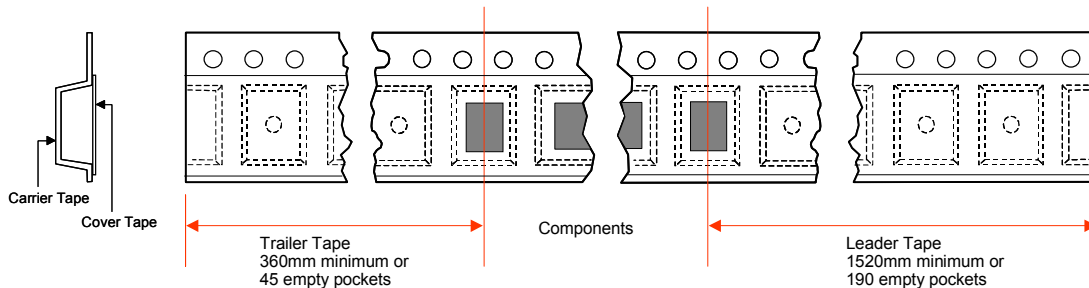
SOT-89 Unit Orientation

SOT-89 Packaging Information		
Packaging Option	Standard (TF)	Standard (TM)
Packaging type	TNR	TNR
Qty per Reel/Tube/Bag	4,000	4,000
Reel Size	13" Dia	13" Dia
Inner Box Dimension (mm)	339x352x68	339x352x68
Max qty per Box	16,000	16,000
Outer Box Dimension (mm)	420x420x320	420x420x320
Max qty per Box	64,000	64,000
Weight per unit (gm)	0.0528	0.0528
Weight per Reel(kg)	-	-
Note/Comments		

4 Reels per box

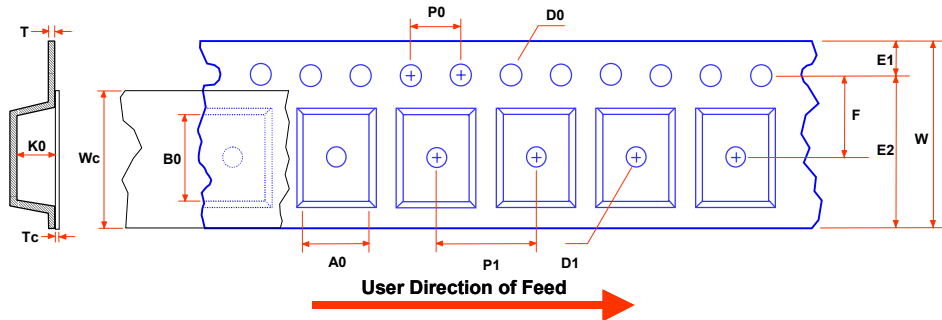


SOT-89 Tape Leader and Trailer Configuration: Figure 2.0



SOT-89 Tape and Reel Data, continued

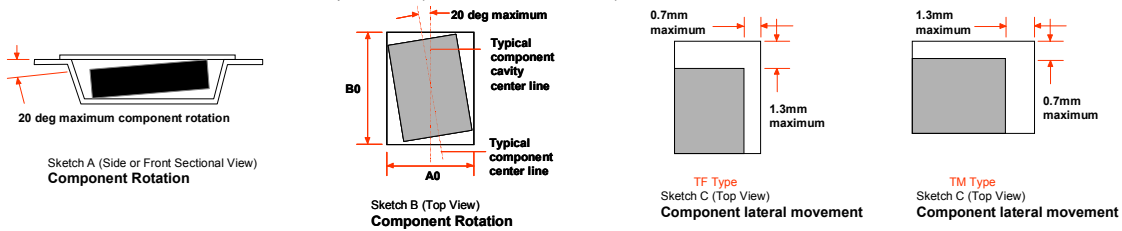
SOT-89 Embossed Carrier Tape Configuration: Figure 3.0



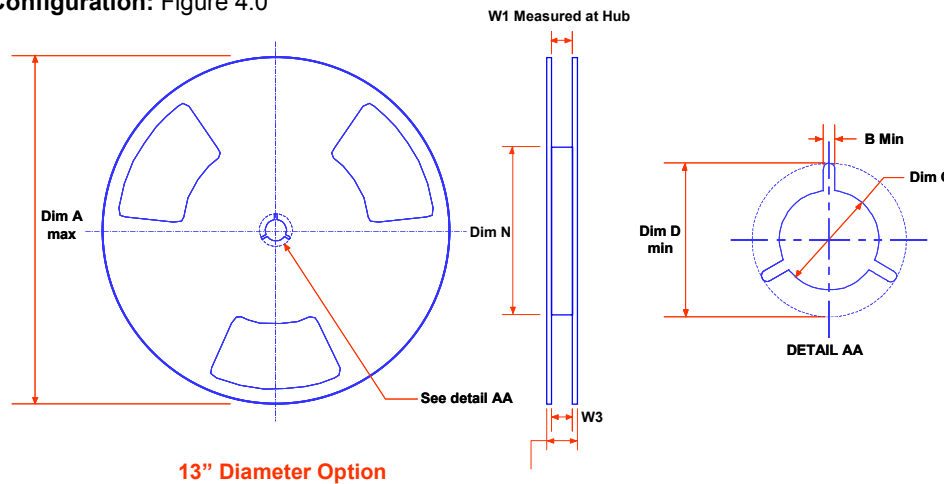
Dimensions are in millimeter

Pkg type	A0	B0	W	D0	D1	E1	E2	F	P1	P0	K0	T	Wc	Tc
SOT-89 TF (12mm)	4.50 +/-0.10	5.50 +/-0.10	12.0 +/-0.2	1.50 +0.10 /-0.00	1.70 +/-0.10	1.75 +/-0.10	10.25 min	5.50 +/-0.05	8.0 +/-0.1	4.0 +/-0.1	1.80 +/-0.10	0.30 +/-0.05	9.50 +/-0.1	0.10 max
SOT-89 TM (12mm)	5.50 +/-0.10	4.50 +/-0.10	12.0 +/-0.2	1.50 +0.10 /-0.00	1.70 +/-0.10	1.75 +/-0.10	10.25 min	5.50 +/-0.05	8.0 +/-0.1	4.0 +/-0.1	1.80 +/-0.10	0.30 +/-0.05	9.50 +/-0.1	0.10 max

Notes: A0, B0, and K0 dimensions are determined with respect to the EIA/Jedec RS-481 rotational and lateral movement requirements (see sketches A, B, and C).



SOT-89 Reel Configuration: Figure 4.0



Dimensions are in inches and millimeters

Tape Size	Reel Option	Dim A	Dim B	Dim C	Dim D	Dim N	Dim W1	Dim W2	Dim W3 (LSL-USL)
12.0mm	13?Dia	13.00 330	0.059 1.5	0.512 +0.020/-0.008 13 +0.5/-0.2	0.795 20.2	4.00 100	0.488 +0.078/-0.000 12.4 +2/0	0.724 18.4	0.468 ? 0.606 11.9 ? 15.4