

MicroPak™

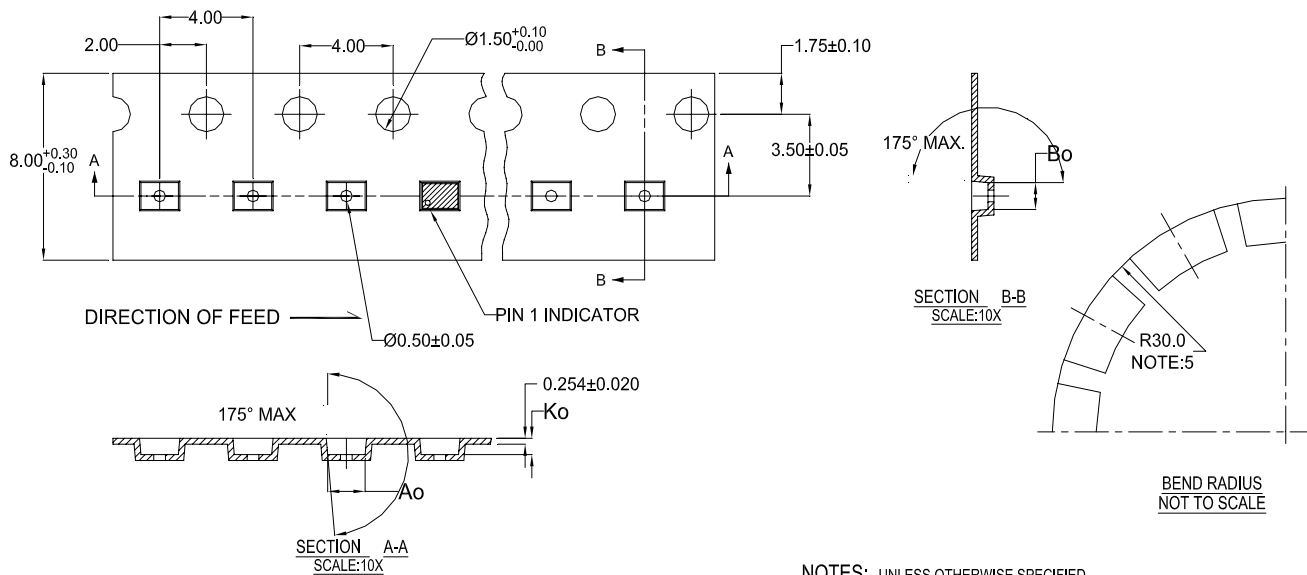
Tape and Reel Specification

Tape Format

Package Designator	Tape Section	Cavity Number	Cavity Status	Cover Tape Status
L6, L8, L10	Leader (Start End)	125 (typical)	Empty	Sealed
	Carrier	5000	Filled	Sealed
	Trailer (Hub End)	75 (typical)	Empty	Sealed

Tape Dimensions

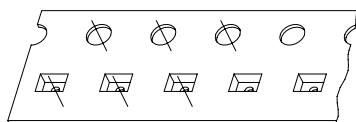
Dimensions are in inches (millimeters) unless otherwise specified.



10	300056	2.30±0.05	1.78±0.05	0.68±0.05
8	300038	1.78±0.05	1.78±0.05	0.68±0.05
6	300033	1.60±0.05	1.15±0.05	0.70±0.05
LEAD TYPE	STOCK #	Ao	Bo	Ko

NOTES: UNLESS OTHERWISE SPECIFIED

- ACCUMULATED 50 SPROCKETS, SPROCKET HOLE PITCH IS 200.00 ±0.30MM
- NO INDICATED CORNER RADIUS IS 0.127MM
- CAMBER NOT TO EXCEED 1MM IN 100MM
- SMALLEST ALLOWABLE BENDING RADIUS
- POCKET POSITION RELATIVE TO SPROCKET HOLE MEASURED AS TRUE POSITION OF POCKET, NOT POCKET HOLE



FSPM39_008 Rev 3 / MicroPakTape Rev A

Figure 1. Standard Tape Dimensions for MicroPak

Reel Dimensions

Dimensions are in millimeters unless otherwise specified.

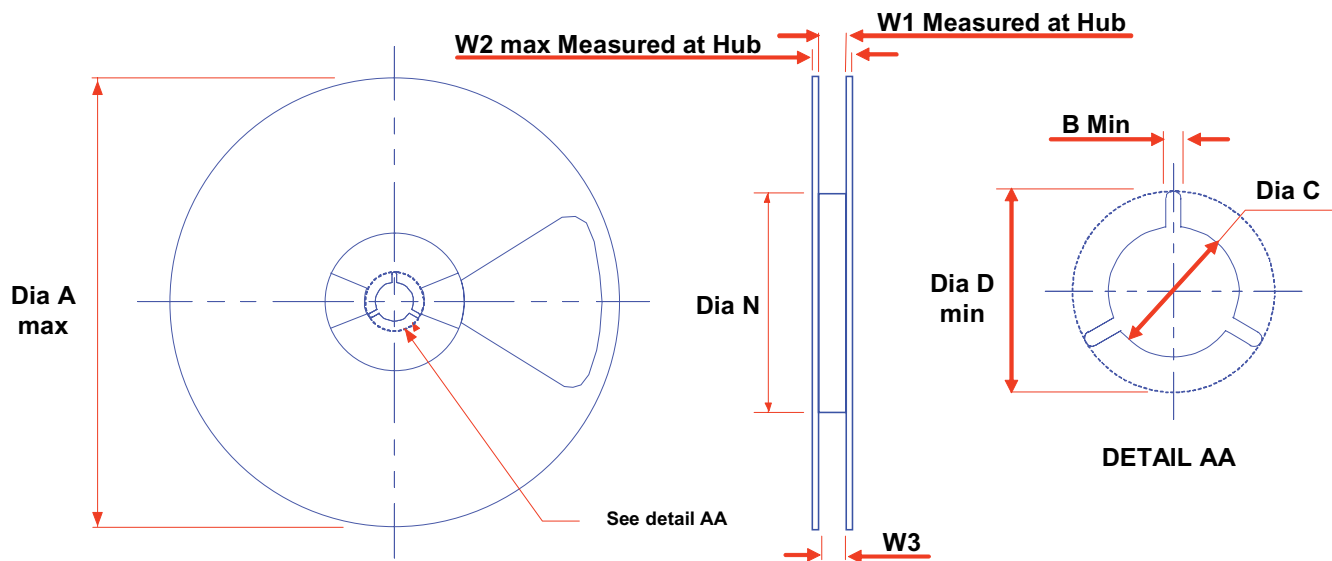


Figure 2. Standard Reel Dimensions for MicroPak

Tape Width	Diameter A Maximum	Dimension B Minimum	Diameter C +.5/- .2	Diameter D Minimum	Dimension N Minimum	Dimension W1 +2/-0	Dimension W2 Maximum	Dimension W3 (LSL-USL)
8mm	178mm	1.5mm	13mm	20.2mm	55mm	8.4mm	14.4mm	7.9~10.4mm

MicroPak™ is a trademark of Fairchild Semiconductor Corporation.

Fairchild does not assume any responsibility for use of any circuitry described. No circuit patent licenses are implied. Fairchild reserved the right, at any time and without notice, to change said circuitry and specifications.

DISCLAIMER

FAIRCHILD SEMICONDUCTOR RESERVES THE RIGHT TO MAKE CHANGES WITHOUT FURTHER NOTICE TO ANY PRODUCTS HEREIN TO IMPROVE RELIABILITY, FUNCTION, OR DESIGN. FAIRCHILD DOES NOT ASSUME ANY LIABILITY ARISING OUT OF THE APPLICATION OR USE OF ANY PRODUCT OR CIRCUIT DESCRIBED HEREIN; NEITHER DOES IT CONVEY ANY LICENSE UNDER ITS PATENT RIGHTS, NOR THE RIGHTS OF OTHERS.

LIFE SUPPORT POLICY

FAIRCHILD'S PRODUCTS ARE NOT AUTHORIZED FOR USE AS CRITICAL COMPONENTS IN LIFE SUPPORT DEVICES OR SYSTEMS WITHOUT THE EXPRESS WRITTEN APPROVAL OF THE PRESIDENT OF FAIRCHILD SEMICONDUCTOR CORPORATION.

As used herein:

1. Life support devices or systems are devices or systems which, (a) are intended for surgical implant into the body, or (b) support or sustain life, or (c) whose failure to perform when properly used in accordance with instructions for use provided in the labeling, can be reasonably expected to result in significant injury to the user.
2. A critical component is any component of a life support device or system whose failure to perform can be reasonably expected to cause the failure of the life support device or system, or to affect its safety or effectiveness.